

# ***JOBE WATERSPORTS***

**PRODUCT GUIDE 2021**



[www.jobesports.com](http://www.jobesports.com)



**JOBE** 



# GETS YOU ON THE WATER

Jobe is for everyone. We are a community, a global movement, a family of real people, who are discovering the beauty of watersports. We create unforgettable #jobemoments for everyone since 1974. No matter who you are, no matter your age or size, no matter your background. When you want to get on the water, you will fit in our family. We develop our products with the greatest care and highest quality materials, every day again and again. This is what 'gets you on the water' means to us.

**Join our family and share in our love for watersports.**



# INDEX

<b>TOWABLES</b>	<b>8</b>	<b>KNEEBOARDS</b>	<b>162</b>
How To Choose	10	How To Choose	163
Towables	12	Kneeboards	164
Accessories	42	Accessories	167
<b>INFINITY YACHT COLLECTION</b>	<b>44</b>	<b>WATERSKIS</b>	<b>168</b>
Infinity Series	44	How To Choose	169
Matching Watersports Products	53	Slalom Skis	170
		Combo Skis	173
		Bindings	176
		Accessories	177
<b>LEISURE MUSTHAVES</b>	<b>54</b>	<b>WAKEBOARDS</b>	<b>178</b>
Aquapark	55	How To Choose	179
Leisure	58	Wakeboards	182
Bodyboards & Skimboards	59	Bindings	190
		Sets & Packages	194
		Accessories	196
<b>STAND UP PADDLING</b>	<b>60</b>	<b>WAKESURFERS &amp; WAKESKATES</b>	<b>197</b>
What To Choose	61	How To Choose	198
Aero Boards	62	Wakesurfers	200
Aero Premium Boards	66	Wakeskates	203
Bamboo Boards	82		
Titan Boards	86		
Pumps	81		
Paddles	90		
Bags	80, 92		
Accessories	92		
<b>VESTS</b>	<b>94</b>	<b>APPAREL &amp; FOOTWEAR</b>	<b>204</b>
How To Choose	95	Swimwear	205
Men	98	Casual Clothing	210
Women	110	Glasses	216
Unisex	118	Bags & shoes	216
Kids	124		
Pet Vest	123		
<b>WETSUITS</b>	<b>130</b>	<b>PROTECTIVE GEAR</b>	<b>220</b>
How To Choose	131	Helmets	221
Men	134	Gloves	222
Women	144	Glasses	222
Kids	154	Support	223
Drysuit	152		
Neoprene accessories	153		
<b>MULTI POSITION BOARDS</b>	<b>158</b>	<b>BOAT ACCESSORIES</b>	<b>224</b>
How To Choose	159		
Multi Position Boards	160		
Accessories	161	<b>SIZE CHARTS</b>	<b>228</b>

All product specifications and prices are subject to change without notice. 2021 Sport & Recreatie Den Bol B.V. all rights reserved.  
 © The colours of the original products might vary slightly from the displayed products due to the printing process. Jobe Sports International is the trade name of the company Sport en Recreatie Den Bol B.V. All our offers, order confirmations and contracts of sale are governed by the general terms and conditions of delivery of Sport en Recreatie Den Bol B.V., as filed with the Chamber of Commerce for Rivierenland in Tiel under trade register number 11033564



**TONY IACONNI 179**  
World class riding



**KIDS SUP 64**  
Special SUP for the little ones



**PWC DESIGNS 103**  
New colorful PWC designs



**INFINITY 44**  
Our exclusive collection for yachts



**SEASCOOTER 50**  
The new way to explore the water



**WAKESURFERS 197**  
For thrill seekers

**3y**

# **3 years Warranty**

★ ★ ★

## **3 YEARS WARRANTY**

Thanks to our high production standards and the use of high quality materials, we can guarantee the quality of our Aero SUPs and Towables with a 3 year warranty! You only have to register your product within 14 days after purchase online at [jobsports.com/happycustomers](https://jobsports.com/happycustomers)

**DESIGNED  
TO MIX  
AND MATCH**



3y  
3 years  
Warranty

## DISCOVER WHY THE WORLD LOVES JOBE TOWABLES

Experts say it's the combination of our high production standards and the use of high quality materials. We say it is because our towables are thoroughly tested and undergo multiple quality checks. Therefore we can guarantee the quality of our products with a 3 year warranty on every towable! Make sure you register your towable within 14 days after purchase online at [www.jobesports.com/happycustomers](http://www.jobesports.com/happycustomers)

# TOWABLES

HOLD ON TIGHT FOR A WILD RIDE.

HOW TO CHOOSE 10

### TOWABLES

Donuts 13  
Sofas 19  
Decks 23  
Special shapes 35  
Watersleds 39  
Trainers 41

### ACCESSORIES

Ropes and handles 42  
Pumps 42  
Bags 43  
Other 43



**NEOPRENE DECK PADS**  
for a comfortable ride  
glued and stitched to the cover


**BOSTON VALVE**  
for quick  
inflation and  
deflation

### NYLON COVER

Deniers vary from 420D for a 1/2 person tube, 840D for a 2/3 person tube and 1680D for commercial used products.

### PVC INNER

Gauges vary from 16G (kids tubes), 24G (1/2/3 person tube), 30G (2/3/4 person tube) and 36G for commercial products.



## EXTRA SAFETY

Jobe towable tubes have extra durability and are extra safe because they consist of multiple air chambers. The combination with the Boston valve, which ensures air can only enter but not escape through the valve, makes Jobe towables a watersporter's favorite.







## KEY FEATURES

- **BIGGER SIZES** For stability on the water
- **BOSTON VALVE** Designed to resist high pressure
- **DOUBLE-STITCHED NYLON** for extra durability.
- **COMFORTABLE HANDLES** with neoprene knuckle guards.
- **QUICK ROPE CONNECTOR.**
- **NEOPRENE DECK PADS** for comfort and prevention of damage on the skin.
- **3 YEAR WARRANTY** after registration within 14 days after purchase on [www.jobesports.com/happycustomers](http://www.jobesports.com/happycustomers)

# FIND THE PERFECT TOWABLE FOR ALL YOUR WATERSPORTS NEEDS

Jobe offers the biggest towable range in the market and we've got something for everyone, from thrillseekers to those who want to chill. Check out our overview and find the perfect towable which fits your needs

**3y**  
3 years  
Warranty

1 PERSON	<b>TRAINERS</b>  <b>SHARK TRAINER 1P</b> (P41)	<b>DONUTS</b>  <b>RUMBLE 1P</b> (P13)					 <b>THUNDER 1P</b> (P17)					 <b>HOTSEAT 1P</b> (P15)					 <b>SWATH 1P</b> (P19)					 <b>CRUSHER 1P</b> (P15)					<b>DECKS</b>  <b>BREEZE 1P</b> (P25)					 <b>REVOLVE 1P</b> (P31)					<b>SPECIAL SHAPES</b>  <b>HYDRA 1P</b> (P37)		 <b>SUNRAY 1P</b> (P37)							
	2 PERSONS	<b>WATERSLEDS</b>  <b>CHASER 2P</b> (P39)	 <b>DOUBLE TROUBLE 2P</b> (P17)					<b>SOFAS</b>  <b>SWATH 2P</b> (P19)					 <b>PROTON 2P</b> (P23)					 <b>BINAR 2P</b> (P21)					 <b>STORM 2P</b> (P25)					 <b>SCOUT 2P</b> (P27)					 <b>AIRSTREAM 2P</b> (P29)					 <b>REVOLVE 2P</b> (P31)					 <b>KICKFLIP 2P</b> (P37)		 <b>TRIBAL 2P</b> (P35)	
		3 PERSONS	 <b>CHASER 3P</b> (P39)	 <b>TRIPLET 3P</b> (P17)					 <b>PROTON 3P</b> (P23)					 <b>LUNAR 3P</b> (P21)					 <b>TORNADO 3P</b> (P25)					 <b>SCOUT 3P</b> (P27)					 <b>AIRSTREAM 3P</b> (P29)					 <b>REVOLVE 3P</b> (P31)					 <b>RODEO 3P</b> (P32)					 <b>SEA-ESTA 3P</b> (P33)		 <b>TRIBAL 3P</b> (P35)
	4 PERSONS		 <b>CHASER 4P</b> (P39)	 <b>SWATH 4P</b> (P19)					 <b>SONAR 4P</b> (P21)					 <b>AIRSTREAM 4P</b> (P29)																																
		5+ PERSONS	<b>WATERSLEDS</b> (P41) <b>3P / 5P / 6P / 8P</b>																																											



**RUMBLE TOWABLE 1P GREEN**

Green 230120004  
Package 238820001

**DEFLATED SIZE**

Ø 54" / 137 cm

**FEATURES**

420 Denier nylon Cover • 0,6mm / 24 Gauge PVC • Boston valve • Multi-position towable • 1 Person Towable • Partially covered • Quick connector • 4 Handles with neoprene knuckle guards • Safety chamber • 1 water drain • Deflated size - Ø54" , 137cm • Inflated size: Ø46 x 17,3", 117 x 44cm • 3 year warranty after registration

**RUMBLE PACKAGE CONTAINS**

Green Rumble towable • Air pump 12V • 1 person tow rope • Ski flag orange • Quick release with wrist seal



**RUMBLE TOWABLE 1P PINK**

Pink 230120003

**DEFLATED SIZE**

Ø 54" / 137 cm

**FEATURES**

420 Denier nylon Cover • 0,6mm / 24 Gauge PVC • Boston valve • Multi-position towable • 1 Person Towable • Partially covered • Quick connector • 4 Handles with neoprene knuckle guards • Safety chamber • 1 water drain • Deflated size - Ø54" , 137cm • Inflated size: Ø46 x 17,3", 117 x 44cm • 3 year warranty after registration





**CRUSHER TOWABLE 1P**

Item 230120007

**DEFLATED SIZE**

Ø 56" / 142 cm

**FEATURES**

420 Denier nylon cover • 0,6mm / 24 Gauge PVC • Max 1 person towable • Boston Valve • Quick connector • 4 Handles with neoprene knuckle guards • Comfortable cushion • Safety chamber • Double-stitched nylon • Deflated size: Ø56", 142cm • Inflated size: Ø46 x 17,3", Ø117 x 44cm • 3 year warranty after registration



**HOTSEAT TOWABLE 1P**

Item 230120008

**DEFLATED SIZE**

Ø55" | 140cm

**FEATURES**

" 840 Denier nylon cover • 0,65mm / 26 Gauge PVC • Max 1 person towable • Boston Valve • Quick rope connector • 4 Handles with neoprene knuckle guards • Safety chamber • Double-stitched nylon • Deflated size: Ø55" • 140cm • Inflated size: Ø50 x 20.4", Ø128 x 52cm • 3 year warranty after registration"



**THUNDER TOWABLE 1P**

Item 230120005  
Package 238820002

**DEFLATED SIZE**

53,5" x 55,5" / 136 x 141 cm

**FEATURES**

420 Denier nylon Cover • 0,6mm / 24 Gauge PVC • 4 Handles with neoprene knuckle guards • Boston valve • Multi-position towable • 1 Person Towable • Partially covered • Quick connector • Safety chamber • 1 Water drain • Deflated size: 53,5 X 55,5" • 136 X 141 cm • Inflated size: 51,1 x 51,1 x 17,3", 130 x 130 x 44cm • 3 year warranty after registration



**PACKAGE CONTAINS**

Thunder towable • Air pump 12V • 1 person tow rope • Ski flag orange • Quick release with wrist seal



**DOUBLE TROUBLE TOWABLE 2P**

Item 230220006

**DEFLATED SIZE**

57" x 75" / 145 x 190 cm

**FEATURES**

840 Denier nylon cover • 0,6mm / 24 Gauge PVC • Max 2 persons towable • Boston Valve • Quick rope connector • 4 Handles with neoprene knuckle guards • Double-stitched nylon • Deflated size: 57 x 75", 145 x 190cm • Inflated size: 51,9 x 70,8 x 16,9", 132 x 180 x 43cm • 3 year warranty after registration



**TRIPLET TOWABLE 3P**

Item 230320006

**DEFLATED SIZE**

57" x 94,5" / 145 x 240 cm

**FEATURES**

840 Denier nylon cover • 0,65mm / 26 Gauge PVC • Max 3 persons towable • Boston Valve • Quick rope connector • Double-stitched nylon • Deflated size: 57 x 94,5", 145 x 240 cm • Inflated size: 54,3 x 94 x 16,9", 138 x 239 x 43cm • 3 year warranty after registration



NEW SHAPE



### SWATH TOWABLE 1P

Item 230121002

#### DEFLATED SIZE

50" x 51", 127 x 130cm

#### FEATURES

420 Denier nylon cover • 0,6mm / 20 Gauge PVC • Max 1 persons towable • Boston Valve • Quick rope connector • 4 Handles with neoprene knuckle guards • Partially covered • Double-stitched nylon • Deflated size: 50" x 51", 127 x 130cm • Inflated size: 96,8 x 74,8 x 29,5", 115 x 110 x 43cm • Deck height: 11,8", 30cm • 3 year warranty after registration



NEW SHAPE



### SWATH TOWABLE 2P

Item 230221002

#### DEFLATED SIZE

33" x 59", 84 x 150cm

#### FEATURES

840 Denier nylon cover • 0,65mm / 26 Gauge PVC • Max 2 persons towable • Boston Valve • Quick rope connector • 4 Handles with neoprene knuckle guards • Multi-position towable • Neoprene deck pads • Double-stitched nylon • Deflated size: 33" x 59", 84 x 150cm • Inflated size: 84 x 57 x 23", 215 x 145 x 60cm • Deck height: 10", 26cm • 3 year warranty after registration



NEW SHAPE



### SWATH TOWABLE 4P

Item 230421002

#### DEFLATED SIZE

97.3" x 76.8", 247 x 195cm

#### FEATURES

840 Denier nylon cover • 0,7mm / 28 Gauge PVC • Max 4 persons towable • Boston Valve • Quick rope connector • 8 Handles with neoprene knuckle guards • Multi-position towable • Neoprene deck pads • Double-stitched nylon • Deflated size: 91.3" x 76.8", 232 x 195cm • Inflated size: 92.6 x 73.2 x 25.2", 235 x 186 x 64cm • Deck height: 11,8", 30cm • 3 year warranty after registration



**BINAR TOWABLE 2P**  
Item 230220008

**DEFLATED SIZE**  
81" x 78" / 206 x 198 cm

**FEATURES**  
840 Denier nylon cover • 0,7mm / 28 gauge PVC • Max 2 persons towable • Boston Valve • Quick connector • 7 Handles with neoprene knuckle guards • 2 neoprene handles • Multi-position towable • 2 way towable • Neoprene deck pads • Double-stitched nylon • Deflated size: 81 x 78", 206 x 198cm • Inflated size: 78,7 x 71,6 x 29,5", 200 x 182 x 75cm • Deck height: 13,7", 35cm • 3 year warranty after registration



**LUNAR TOWABLE 3P**  
Item 230320008

**DEFLATED SIZE**  
102" x 76,8", 260 x 195cm

**FEATURES**  
840 Denier nylon cover • 0,7mm / 28 Gauge PVC • Max 3 persons towable • Boston Valve • Quick rope connector • 10 Handles with neoprene knuckle guards • 2 Neoprene handles • Multi-position towable • 2 Way towable • Neoprene deck pads • Double-stitched nylon • Deflated size: 102" x 76,8", 260 x 195cm • Inflated size: 96,8 x 74,8 x 29,5", 246 x 190 x 75cm • Deck height: 11,8", 30cm • 3 year warranty after registration



**SONAR TOWABLE 4P**  
Item 230420001

**DEFLATED SIZE**  
124" x 78", 315 x 198cm

**FEATURES**  
840 Denier nylon cover • 0,7mm / 28 Gauge PVC • Max 4 persons towable • Boston Valve • Quick rope connector • 13 Handles with neoprene knuckle guards • 2 Neoprene handles • Multi-position towable • 2 Way towable • Neoprene deck pads • Double-stitched nylon • Deflated size: 124 x 78", 315 x 198cm / Inflated size: 117,3 x 74,8 x 29,5", 298 x 190 x 75cm • Deck height: 11,8", 30cm • 3 year warranty after registration



**PROTON TOWABLE 2P**

Item 230220010

**DEFLATED SIZE**

72" x 77" / 183 x 195,5 cm

**FEATURES**

840 denier nylon cover • 0,6mm / 24 gauge PVC • Max 2 persons towable  
• Boston Valve • Quick rope connector • 6 Handles with neoprene knuckle guards • Neoprene deck pads • Double-stitched nylon • Deflated size: 72 x 77", 183 x 195,5cm • Inflated size: 66,9 x 70,8 x 29,5", 170 x 180 x 75cm • Deck height:15,7", 40cm • 3 year warranty after registration



**PROTON TOWABLE 3P**

Item 230320011

**DEFLATED SIZE**

77" x 90" / 195,5 x 228,6 cm

**FEATURES**

840 Denier nylon cover • 0,6mm / 24 Gauge PVC • Max 3 persons towable  
• Boston Valve • Quick rope connector • 6 Handles with neoprene knuckle guards • Neoprene deck pads • Double-stitched nylon • Deflated size: 77 x 90", 195,5 x 228,6cm • Inflated size:86,6x70,8x29,5", 220x180x75cm • Deck height: 15,7", 40cm • 3 year warranty after registration



### BREEZE TOWABLE 1P

Item 230120006  
Package 238820004

#### DEFLATED SIZE

Ø 55" / 140cm

#### FEATURES

"420 Denier nylon cover • 0,6mm / 24 Gauge PVC • Max 1 person towable or 2 small children • Boston Valve • Quick rope connector • 4 Handles with neoprene knuckle guards • 2 Neoprene handles • Neoprene deck pads • Double-stitched nylon • Deflated size: Ø 55", 140cm • Inflated size: 52,7 x 52,7 x 14,5", 134 x 134 x 37cm • 3 year warranty after registration"



#### PACKAGE CONTAINS

Breeze towable • Air pump 12V • Tow rope



### STORM TOWABLE 2P

Item 230220007  
Package 238820005

#### DEFLATED SIZE

Ø 70" / 178 cm

#### FEATURES

420 Denier nylon cover • 0,6mm / 24 Gauge PVC • Max 2 persons towable • Boston Valve • Quick rope connector • 6 Handles with neoprene knuckle guards • 2 Neoprene handles • Neoprene deck pads • Double-stitched nylon • Deflated size: Ø 70", 178cm • Inflated size: Ø66,9 x 12,9", Ø170 x 33cm • 3 year warranty after registration



#### PACKAGE CONTAINS

Storm towable • Air pump 12V • Tow rope



### TORNADO TOWABLE 3P

Item 230320007

#### DEFLATED SIZE

Ø102" x 76,8", 260 x 195cm

#### FEATURES

840 Denier nylon cover • 0,7mm / 28 Gauge PVC • Max 3 persons towable • Boston Valve • Quick rope connector • 6 Handles with neoprene knuckle guards • 4 Neoprene handles • Neoprene deck pads • Double-stitched nylon • Deflated size: Ø102" x 76,8", 260 x 195cm • Inflated size: Ø72,4 x 12,5", Ø184 x 32cm • 3 year warranty after registration



**SCOUT TOWABLE 2P**  
Item 230220005

**DEFLATED SIZE**  
72" x 74" / 183 x 188 cm

**FEATURES**  
420 Denier nylon cover • 0,6mm / 24 Gauge PVC • Max 2 persons towable  
• Boston Valve • Quick rope connector • 4 Handles with neoprene knuckle guards • Double-stitched nylon • Deflated size: 72 x 74", 183 x 188cm • Inflated size: 47,3 x 65,7 x 19,7", 120 x 167 x 50cm • Deck height: 10,6", 27cm • 3 year warranty after registration



**SCOUT TOWABLE 3P**  
Item 230320005

**DEFLATED SIZE**  
76" x 87" / 193 x 221 cm

**FEATURES**  
420 Denier nylon cover • 0,6mm / 24 Gauge PVC • Max 3 persons towable  
• Boston Valve • Quick rope connector • 6 Handles with neoprene knuckle guards • Double-stitched nylon • Deflated size: 76 x 87", 193 x 221cm • Inflated size: 84,6 x 70 x 19,7", 215 x 178 x 50cm • Deck height: 12,5", 32cm • 3 year warranty after registration



### AIRSTREAM TOWABLE 2P

Item 230220009

#### DEFLATED SIZE

74" x 65", 188 x 166cm

#### FEATURES

840 denier nylon cover • 0,7mm / 28 gauge PVC • Max 2 persons towable  
• Boston Valve • Quick rope connector • 4 Handles with neoprene knuckle guards • 2 Webbing handles • Neoprene deck pads • Double-stitched nylon  
• Deflated size: 74 x 65", 188 x 166cm • Inflated size: 70,8 x 59 x 23,6", 180 x 150 x 60cm • Deck height: 15,7", 40cm • 3 year warranty after registration



### AIRSTREAM TOWABLE 3P

Item 230320009

#### DEFLATED SIZE

90" x 73", 230 x 186CM

#### FEATURES

840 Denier nylon cover • 0,75mm / 30 Gauge PVC • Max 3 persons towable  
• Boston Valve • Quick rope connector • 6 Handles with neoprene knuckle guards • 2 Webbing handles • Neoprene deck pads • Double-stitched nylon  
• Deflated size: 90 x 73", 230 x 186cm • Inflated size: 85 x 70,8 x 23,6", 216 x 180 x 60cm • Deck height: 11,8", 30cm • 3 year warranty after registration



### AIRSTREAM TOWABLE 4P

Item 230420003

#### DEFLATED SIZE

102" x 83,5", 260 x 212cm

#### FEATURES

840 Denier nylon cover • 0,75 / 30 Gauge PVC • Max 4 persons towable • One way valve • Quick connector • 8 Handles with neoprene knuckle guards • 2 Webbing handles • Neoprene deck pads • Double-stitched nylon • Deflated size: 102 x 83,5", 260 x 212cm • Inflated size: 97,6 x 81,5 x 26", 248 x 207 x 66cm • Deck Height: 13,3", 34cm • 3 year warranty after registration





**REVOLVE TOWABLE 1P**

Item 230120001

**DEFLATED SIZE**

59" x 73" / 150 x 186 cm

**FEATURES**

420 Denier nylon cover • 0,6mm / 24 Gauge PVC • Max 1 persons towable • Boston Valve • Quick connector • 2 Handles with neoprene knuckle guards • Neoprene deck pads • Double-stitched nylon • Deflated size: 59 x 73", 150 x 186cm • Inflated size: 55.9 x 68.9 x 20,5", 142 x 175 x 52cm • Deck height: 13.7", 35cm • 3 year warranty after registration



**REVOLVE TOWABLE 2P**

Item 230220001

**DEFLATED SIZE**

82,7" x 73" / 210 x 186 cm

**FEATURES**

420 Denier nylon cover • 0,6mm / 24 Gauge PVC • Max 2 persons towable • Boston Valve • Quick connector • 4 Handles with neoprene knuckle guards • Neoprene deck pads • Double-stitched nylon • Deflated size: 82,7 x 73", 210 x 186cm • Inflated size: 77,1 x 68,9 x 19,3", 196 x 175 x 49cm • Deck height: 13,5", 35cm • 3 year warranty after registration



**REVOLVE TOWABLE 3P**

Item 230320001

**DEFLATED SIZE**

98,4" x 73" / 250 x 186 cm

**FEATURES**

840 Denier nylon cover • 0,7mm / 28 Gauge PVC • Max 3 persons towable • Boston Valve • Quick connector • 6 Handles with neoprene knuckle guards • Neoprene deck pads • Double-stitched nylon • Deflated size: 98,4 x 73", 250 x 186cm • Inflated size: 96 x 69,6 x 19,3", 244 x 177 x 49cm • Deck height: 14,5 x 37cm • 3 year warranty after registration

3y  
3 years  
Warranty



NEW SHAPE

**RODEO TOWABLE 3P**

Item 230321001

**DEFLATED SIZE**

108" x 65", 275 x 167cm

**FEATURES**

840 Denier nylon cover • 0,7mm / 28 Gauge PVC • Max 3 persons towable  
• Boston Valve • Quick rope connector • 8 Handles with neoprene knuckle guards • Multi-position towable • Neoprene deck pads • Double-stitched nylon • Deflated size: 108" x 65", 275 x 167cm • Inflated size: 104 x 68 x 23", 265 x 173 x 60cm • Deck height: 13,8", 35cm • 3 year warranty after registration



3y  
3 years  
Warranty



**SEA-ESTA TOWABLE 3P**

Item 230320010

**DEFLATED SIZE**

110" x 98,5", 280 x 250 cm

**FEATURES**

840 Denier nylon cover • 0,7mm / 28 Gauge PVC • Max 3 persons towable  
• Boston Valve • 12 Handles with neoprene knuckle guards • Multi-position towable • Multi-functional towable • Foldable sunroof • 4 Cup holders • Inflatable backrest • Neoprene seat and deck pads • Double-stitched nylon • Deflated size: 110 x 98,5", 280 x 250 cm • Inflated size: 98,4 x 106,3 x 29,5", 250 x 270 x 75cm • Deck height: 12,5", 32cm





### TRIBAL TOWABLE 2P

Item 230220003

#### DEFLATED SIZE

66" x 55" / 168 x 140 cm

#### FEATURES

840 Denier nylon cover • 0,7mm / 28 Gauge PVC • Max 2 persons towable • One way valve • Quick connector • 4 Handles with knuckle protecting neoprene • Easy to enter air floor • Neoprene knee pads • Double-stitched nylon • Deflated size: 66 x 55", 168 x 140cm • Inflated size: 57 x 51,1 x 17,7", 145 x 130 x 45cm • Deck height: 4,7", 12cm • 3 year warranty after registration



### TRIBAL TOWABLE 3P

Item 230320003

#### DEFLATED SIZE

59" x 78,7" / 150 x 200 cm

#### FEATURES

840 Denier nylon cover • 0,7mm / 28 Gauge PVC • Max 3 persons towable • Boston Valve • Quick rope connector • 6 Handles with neoprene knuckle guards • Easy to enter air floor • Neoprene knee pads • Double-stitched nylon • Deflated size: 59 x 78,7" • 150 x 200 cm • Inflated size: 70,8 x 51,1 x 19,3", 180 x 130 x 49cm • Deck height: 4,7", 12cm • 3 year warranty after registration



**HYDRA TOWABLE 1P**

Item 230120009  
Package 238820003

**DEFLATED SIZE**

55" x 53" / 140 x 135 cm

**FEATURES**

420 Denier nylon cover • 0,6mm / 24 Gauge PVC • 2 Handles with neoprene knuckle guards • Max 1 persons towable • Boston Valve • Quick rope connector • Deflated size: 55 x 53", 140 x 135cm • Inflated size: 49,2 x 55,1 x 16,5", 125 x 140 x 42cm • deck height: 10,2", 26cm • 3 year warranty after registration

**PACKAGE CONTAINS**

Hydra towable • Air pump 12V • Tow rope



**SUNRAY TOWABLE 1P**

Item 230120010

**DEFLATED SIZE**

43" x 60" / 111 x 153 cm

**FEATURES**

420 Denier nylon cover • 0,6mm / 24 Gauge PVC • Max 1 person towable • Boston Valve • Quick rope connector • 2 Webbing handles • 4 Handles with neoprene knuckle guards • 2 Way towable • Multi-position towable • Neoprene deck pads • Double-stitched nylon • Deflated size: 43 x 60", 111 x 153cm • Inflated size: 59 x 43,3 x 24", 150 x 110 x 61cm • Deck height: 9,8", 25cm • 3 year warranty after registration



**KICK FLIP TOWABLE 2P**

Item 230220004

**DEFLATED SIZE**

63" x 51", 160 x 130cm

**FEATURES**

840 Denier nylon cover • 0,7mm / 28 Gauge PVC • Max 2 persons towable • Boston Valve • Quick rope connector • 8 Handles with neoprene knuckle guards • Multi-position towable • 2 way towable • Neoprene deck pads • Double-stitched nylon • Deflated size: 63 x 51", 160 x 130cm • Inflated size: 62,2 x 49,2 x 27,7", 158 x 125 x 71cm • Deck height: 10,6", 27cm • 3 year warranty after registration

3y  
3 years  
Warranty

CHASER TOWABLE



ITEM

- 2P 230220002
- 3P 230320002
- 4P 230420002

DEFLATED SIZE

- 2P 100" / 254 cm
- 3P 119" / 302 cm
- 4P 132" / 337 cm

INFLATED SIZE

- 2P 60,6 x 47,3 x 24,8" / 154 x 120 x 63 cm
- 3P 117,7 x 47,3 x 24,8" / 299 x 120 x 63 cm
- 4P 131,4 x 47,3 x 24,8" / 334 x 120 x 63 cm

FEATURES

- 840 Denier nylon cover • 0,7 mm / 28 Gauge PVC • Boston valve • Quick rope connector • Foam filled handles • Neoprene deck pads • Double-stitched nylon • 3 year warranty after registration



### SHARK TRAINER TOWABLE 1P

Item 230120002



### DEFLATED SIZE

55" x 41", 140 x 105cm

### FEATURES

- 420 Denier nylon cover • 0,6mm / 24 Gauge PVC • Max 1 person towable • Boston Valve • Quick rope connector • 2 Webbing handles • Detachable handle • Multi-position towable • Easy boarding • Double-stitched nylon • Deflated size: 55 x 41", 140 x 105cm • Inflated size: 52.3 x 35 x 18,5", 133 x 89 x 47cm • Deck height: 9,8", 25cm • 3 year warranty after registration



### WATERSLED TOWABLE



### ITEM

- 3P 320312001
- 5P 320512001
- 6P 320612001
- 8P 320812001

### DEFLATED SIZE

- 3P 100" / 254 cm
- 5P 201" / 510 cm
- 6P 220,5" / 560 cm
- 8P 248" / 630 cm

### FEATURES

- Thickest PVC in the industry (0.95 mm) • Halkey Roberts valve • Thermo bonded seams • Repair kit and pump included • 3 year warranty after registration (for consumers only)



### TOW ROPES

- 1. 2P Lime (for 1-2 persons) 211920001
- 2. 2P Red (for 1-2 persons) 211920007
- 3. 4P Blue (for 3-4 persons) 211920002
- 4. 4P Red (for 3-4 persons) 211920008
- 5. 6P (for 5-6 persons) 211920003
- 6. 10P (for 7-10 persons) 211920004
- 7. Bungee rope 211920006
- 8. Bungee extension 211920005

- Floating mainline • Length: 50ft. / 15,2m • Break strength: 2375 lbs / 1077 kg
- Floating mainline • Length: 50ft. / 15,2m • Break strength: 2375 lbs / 1077 kg
- Floating mainline • Length: 55ft. / 16,8m • Break strength: 4150 lbs / 1882 kg
- Floating mainline • Length: 55ft. / 16,8m • Break strength: 4150 lbs / 1882 kg
- Floating mainline • Length: 55ft. / 16,8m • Break strength: 6100 lbs / 2767 kg
- Mainline • Length: 63ft. / 19,2m • Break strength: 6100 lbs / 2767 kg
- Reduces stress on the tow point • Length: 49ft. / 14,9m • Break strength: 3235 lbs / 1467 kg
- Reduces stress on the tow point • Length: 3ft. / 9,1m • Break strength: 4100 lbs / 1860 kg



### BRIDLES

- 1. Rope bridle stainless hooks 1p 210017029
- 2. Cable bridle stainless hooks 1p 210017030
- 3. Bridle without pulley 2p 210017031
- 4. Bridle with pulley 2p 210017032
- 5. Magnum bridle 4p 410102005

- Keeps rope from propellor • Length 12ft / 3,65m • Break strength 1170 lbs / 530 kg
- Keeps rope from propellor • Length 8ft / 2,43m • Break strength 1170 lbs / 530 kg
- Keeps rope from propellor • Length 8ft / 2,43m • Break strength 2375 lbs / 1077 kg
- Keeps rope from propellor • Length 12ft / 3,65m • Break strength 2375 lbs / 1077 kg
- Keeps rope from propellor • Length: 8ft / 2,4m • Break strength 4150 lbs / 1882 kg

### BUCKLE CONNECTOR

Item 230812001



#### FEATURES

Fits towables without a buckle • 3ft Universal connector

### WEBBING BUNGEE DOCK TIE

Item 210017035



#### FEATURES

6ft / 213cm mainline • Stainless steel hooks • 2 floats • To attach your board to the dock

### FOOT PUMP

Item 410017101



#### FEATURES

Capacity: 2000 cm<sup>3</sup> • Halkey Roberts nozzle for inflatable boats • 4 different nozzles to fit most valves

### HAND PUMP DOUBLE ACTION

Item 410017102



#### FEATURES

Plastic 19" pump • Pressure: up to 1 bar (14,5 psi) • Capacity: 2x2000 cm<sup>3</sup> • Accordion style hose • 5 different nozzles to fit most valves

### TURBO PUMP 12V

Item 410017201



#### FEATURES

Dimensions: 16x12,5x12,5 cm • 12V pump • 4 different nozzles including Halkey Roberts nozzle • Crush resistant hose • Up to 2.5 psi/0.17 bar • Car battery alligator clips cable

### AIR PUMP 12V

Item 410019003



#### FEATURES

Dimensions: 4,7 x 4,5 x 4,9", 12 x 11,5 x 12,5 cm • 12V air pump • 3 different nozzles • Inflates and deflates • Cigarette plug

### AIR PUMP 230V

Item 410019001



#### FEATURES

Dimensions: 12 x 11,5 x 12,5 cm • 230V Air pump • 3 different nozzles • Inflates and deflates

### AIR PUMP WITH UK PLUG 230V

Item 410019002



#### FEATURES

Dimensions: 12 x 11,5 x 12,5 cm • 230V air pump • 3 different nozzles • Inflates and deflates • UK plug

### TUBE BAG 1-2 PERSONS

Item 220816001



#### FEATURES

Suitable for 1-2 person towables • Easy and clean storage

### TUBE BAG 3-5 PERSONS

Item 220816002



#### FEATURES

Suitable for 3-5 person towables • Easy and clean storage

### COMPRESSOR ADAPTOR

Item 410200023



#### FEATURES

Fits all Jobe Boston valves • Car tyre valve to inflate with a compressor

### BOSTON VALVE

Item 410800024



#### FEATURES

A universal Boston valve for all Jobe towables • Fits most towables on the market

### HEAVY DUTY PUMP 230V

Item 410017301



#### FEATURES

Dimensions: 21,5x18x16 cm • Strong 230V pump • Includes a Halkey Roberts nozzle • Ampere: 3,87A • Up To 2,7 PSI/ 0,19 Bar

### QUICK RELEASE WITH WRIST SEAL

Item 210017033



#### FEATURES

Stainless steel release system • Comfortable wrist seal

### MULTI PURPOSE REPAIR KIT

Item 420005001



#### FEATURES

Multi purpose repair kit • Suitable for: towables, inners and covers, wet-suits, inflatable SUP boards • Suitable materials: PVC, Nylon, Rubber, Neoprene, PU

### MULTI RIDER REPAIR KIT

Item 320005002



#### FEATURES

Repairs all multi-riders and watersleds Including 1 tube of glue • valve tool and and 4X PVC patch (2 x Watersled / 2 x Multi Rider)

### TOWABLE REPAIR KIT

Item 410010001



#### FEATURES

Towable quick repair kit • Peel and sticky self adhesive patches

# INFINITY

## INFINITY COLLECTION

Meet the Jobe Infinity series. Find everything you need in this collection to start watersports from your boat. Create extra space behind your boat, protect your boat against impact and get on the water with this luxurious new collection.

See you on the water!

### EXTEND YOUR BOAT.

INFINITY SERIES 44

MATCHING WATERSPORTS PRODUCTS 53

#### INFINITY ISLAND

Extend your boat and create the perfect playground. Perfect to sunbath, do yoga, or to dock your jet ski or stand up paddle board.

#### MATCHING WATERSPORTS PRODUCTS

#### INFINITY TRANSOM BUMPER

Prevents the 'infinity island' from getting stuck under the platform of your boat.

#### INFINITY POOL

Keeps the jellyfish away. Your own private swimming pool.

#### E-DUNA SUP 11.6

Go beyond your limits and explore the world with the newest Electric SUP

#### MODULAR

Our infinity island is modular, so you can extend your boat until infinity.



EXTEND YOUR BOAT UNTIL INFINITY ON  
[JOBESPORTS.COM/INFINITY](http://JOBESPORTS.COM/INFINITY)



3y  
3 years  
Warranty

## CREATE YOUR OWN POOL

Create your own private swimming area with this 4x4m pool. The 2m deep, mesh net will keep the jellyfish away and will keep children close to you. Go ahead, go for a swim!

### INFINITY POOL PACKAGE

Item 281020001



**Pool/Island:** Comfortable and durable EVA deck



**Pool:** Net 2m deep, Mesh 4x4 mm  
Keeps jellyfish away



**Pool/Island:** D-rings to connect platforms



**Pool/Island:** Durable swimming ladder



**Pool/Island:** Heat bonded technology: makes it lightweight and ultra stiff

### INFLATED SIZE

13' x 13' x 6" / 400 x 400 x 15 cm

### FEATURES

**Infinity Pool:** Volume: 1300 l • Weight: 39 kg, 86 lbs • Netting dept: 2 m / 6.5' • Recommended weight: 700 kg max • 2 Halkey Roberts valves • Heat bonded technology: more-layer quality and safety • Pressure: Up to 20psi (recommended pressure: 6psi) • 5 mm thick non-slip, comfortable and durable EVA deck • 16 Carrying handles • 12 Big single d-rings and 4 velcro straps to connect platforms with each other • 4 Small double d-rings to connect the infinity bumper • 2 PVC connectors to install a stainless steel swimming ladder • 4 Balast bags with easy drainage system • 4 weights on the corners of the netting to prevent floating of the net • Dimensions when folded: 48,4" x 21,6" x 19,3" | 123 x 55 x 49cm • 3 year warranty after registration

**Pump on battery:** Up to 11.2 psi • Halkey Roberts nozzle • Fits the Infinity pool, Island and Transom bumper • Can be charged on 12v and 220v • Inflated in 12 minutes to 8 psi • Carrying bag • Size: 30 x 20 x 18 cm / 11.7" x 7.8" x 7"

### INCLUDING

- Stainless steel swimming ladder
- Pump on battery
- PVC storage bag



3y  
3 years  
Warranty

## INFLATABLE PLATFORM

Extend your boat until infinity with the infinity island. This inflatable platform is a modular product and is multi purpose: enjoy the sun, do yoga, or dock your jet ski or stand up paddle board.

### INFINITY ISLAND PACKAGE

Item 281020003




**Pool/Island:** Comfortable and durable EVA deck



**Pool/Island:** D-rings to connect platforms



**Pool/Island:** Durable swimming ladder



**Pool/Island:** Heat bonded technology: makes it lightweight and ultra stiff

### INFLATED SIZE

13' x 6.5' x 6" / 400 x 200 x 15 cm

### FEATURES

**Infinity Island:** Volume: 1200 l • Weight: 42 kg / 93 lbs • Recommended weight: 700 kg max • 2 Halkey Roberts valves • Heat bonded technology: more-layer quality and safety • Pressure: Up to 20psi (recommended pressure: 6psi) • 5 mm thick non-slip, comfortable and durable EVA deck • 12 Carrying handles • 10 Big single d-rings and 4 velcro straps to connect platforms with each other • 4 Small double d-rings to connect the infinity bumper • 2 PVC connectors to install a stainless steel swimming ladder • 4 Balast bags with easy drainage system • Dimensions when folded: 48,4" x 23,6" x 17,7" | 123 x 60 x 45cm • 3 year warranty after registration

**Pump on battery:** Up to 11.2 psi • Halkey Roberts nozzle • Fits the Infinity pool, Island and Transom bumper • Can be charged on 12v and 220v • Inflated in 12 minutes to 8 psi • Carrying bag • Size: 30 x 20 x 18 cm / 11.7" x 7.8" x 7"

### INCLUDING

- Stainless steel swimming ladder
- Pump on battery
- PVC storage bag





## PROTECT YOUR BOAT

Attach to the infinity island to prevent damage when you position the island behind your boat platform. This bumper prevents the infinity island from getting stuck under the boat platform. Always use 2 bumpers to be safe.



### INFINITY TRANSOM BUMPER

Item 281020004

### INFLATED SIZE

23.6" x 15.7" x 13" / 60 x 45 x 33 cm

### FEATURES

Length: 60cm (23.6") • Width: 45cm (15.7") • Thickness: 33cm (13") • Weight: 2,1KG (4,6LBS) • Non slip 5mm thick crocodile pattern EVA • Halkey Roberts valve • 2 Double D-rings for easy connection into the Infinity Island and Pool • Straps included • Pump not included • 2 pieces recommended for the first Infinity Island that is connected to the boat.



## DOCK THE BOAT

We've created special bumpers in 2 sizes to defend your boat from damage docking your boat in the marina. We've added 4 d-rings for easy attachment.



### INFINITY DEFENDER

2 m 281020005  
4 m 281020006

### INFLATED SIZE

2 m: Ø 19" x 79" / Ø 48 x 200 cm  
4 m: Ø 19" x 157" / Ø 48 x 400 cm

### WEIGHT

2 m: 3,2KG (7lbs)  
4 m: 5,3KG (11,7lbs)

### FEATURES

Width: Ø48 (19") • 4 Big D-rings • Halkey Roberts valve



### INFINITY PUMP 12V

Item 410020002

### INFLATED SIZE

11.7" x 7.8" x 7" / 30 x 20 x 18 cm

### FEATURES

Pump on battery (up to 11.2PSI) • Halkey roberts nozzle • Charging time 8 hours • Fits the Infinity pool, Island and transom bumper • Carrying bag • Pump can be charged on 12v and 220volt • Length: 30cm | 11.7" • Width: 20cm | 7.8" • Height: 18cm | 7"



### DOORMAT MIDNIGHT BLUE

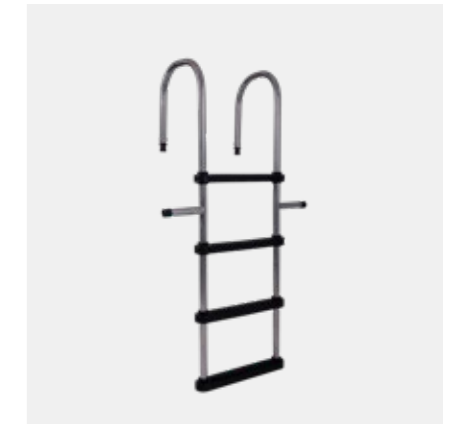
Item 360020001

### INFLATED SIZE

35,4" x 23,6" / 90 x 60 cm

### FEATURES

Length: 90cm | 35,4" • Width: 60cm | 23,6"



### INFINITY STAIRS

Item 281020011

### FEATURES

Height: 48 inch, 121,5cm • width: 16 inch , 40cm • Stainless steel • 4 comfortable rounded steps • 2 plastic connectors to fix the stairs onto the island or pool

## ENJOY COMFORTABLY

Extremely comfortable and adjustable chair to use on the infinity island, the beach or wherever you like. The water and mildew repellent fabric makes it perfect to use around the water. The chair includes an easy to use carrying belt, so you can take it with you on your journey.



### INFINITY COMFORT CHAIR

Item 281020010

### FEATURES

Comfortable and adjustable headrest, knee support and backrest • Removable shoulder strap • UV resistant fabric: Sunbrella 290g/m • Water and mildew repellent fabric • Weight: 5,5kg | 12,1lbs • Dimensions: 64,6" x 18,9 x 3,2" | 164 x 48 x 8cm



### CHAIR TOWEL MIDNIGHT BLUE

Item 281021002

### FEATURES

90% organic cotton 10% polyester • Soft & quick dry fabric • Pocket in headrest with zipper • Made in Europe

## INFINITY SEASCOOTER PACKAGE

Item 281021004

NEW ITEM



### PACKAGE INCLUDES



### FEATURES

Size: 53cm x 21cm x 17cm / 21" x 8" x 7" • Weight: 7.7 lbs / 3.5 kg • Operating temperature: min: -10 °C max: 45 °C • Depth: up to 30m • Three speeds up to 6km/h for cruising around • Self floating design • Gopro mount to capture your underwater experiences • Two Li-ion airplane safe carry on batteries (25,2V / 10Ah) • total run time up to 2 x 40 minutes • Snorkel set • Waterproof bag • Charging time 4 hours per battery

NEW ITEM



## AERO E-DUNA SUP BOARD 11.6 PACKAGE

Item 488821002

### SIZE

Length: 11'6" (3,50 M) • Width: 31" (78,75 cm)

### FEATURES

Length: 11'6" (3,50m ) • Width: 31" (78,75m) • Thickness: 6" (15,0m) • Volume: 320L • Recommended rider weight: up to 115 kg/250 lbs. • Board Weight: 27.3 lbs. (12,4 kg) with motor • Package weight: 38.5lbs (17,5 kg) • Nose rocker: 9", Tail rocker: 0" • Lightweight X-Stitching construction • Heat bonded technology: more-layer quality and safety • non-slip EVA foam pattern, allows comfortable long term SUPing • Halkey Roberts valve • Valve patch assistance • D-ring connector on tip and tail • Easy-to-carry neoprene handle with paddle holder • 8" lockfin • Bungee storage net, 2 extra bungee cords included • 3 year warranty after registration

**Motor:** Motor and pump in 1 • 3 speed levels (up to 5 Km/H, 3,1Mph, 2,7 knots) • Running time: up to 3 hours (It provides 3 hours of fully assisted cruising at a speed of 2 knots) • Weight: 3,1 kg / 6,83 lbs • Drive dimensions : 20x8x6inch, 52x21x15cm • Remote: 0,1 kg / 0,22 lbs, can be mounted on the paddle (Bluetooth remote control) • Battery: 1,15 kg / 2,5 lbs • charging time 8 hours on 220volts

**Package contains:** Adjustable carbon 3-piece paddle (100% carbon) • Waterproof backpack • Motor with integrated pump • Remote to control the motor, remote can be connected to the paddle • Padded blade protection sleeve • 10 ft. Coiled leash • Paddle leash

More info about the E-Duna on page: 74


## THE NEW ELECTRIC INNOVATIONS OF WATERSPORTS

We designed a brand-new line of products for our Infinity Series which has some new innovations like our Cruiser and E-Duna. This new generation of watersports toys takes innovative state-of-the-art technology and brings it towards the water to be enjoyed by the masses.






# EXTEND YOUR BOAT UNTILL INFINITY

Our infinity island is modular, so you can extend your yacht until infinity. Create a unique playground for the family: ideal to sunbath, do yoga, play around, or to dock your jet ski or stand up paddle board.



# MATCHING PRODUCTS

We take our Mix 'n Match Philosophy to heart and want to implement this in our whole range. This year, we have some excited new products which are great to match with your Infinity Series.



# LEISURE MUSTHAVES

FOR THE CHILLSEEKER.

AQUAPARK

55

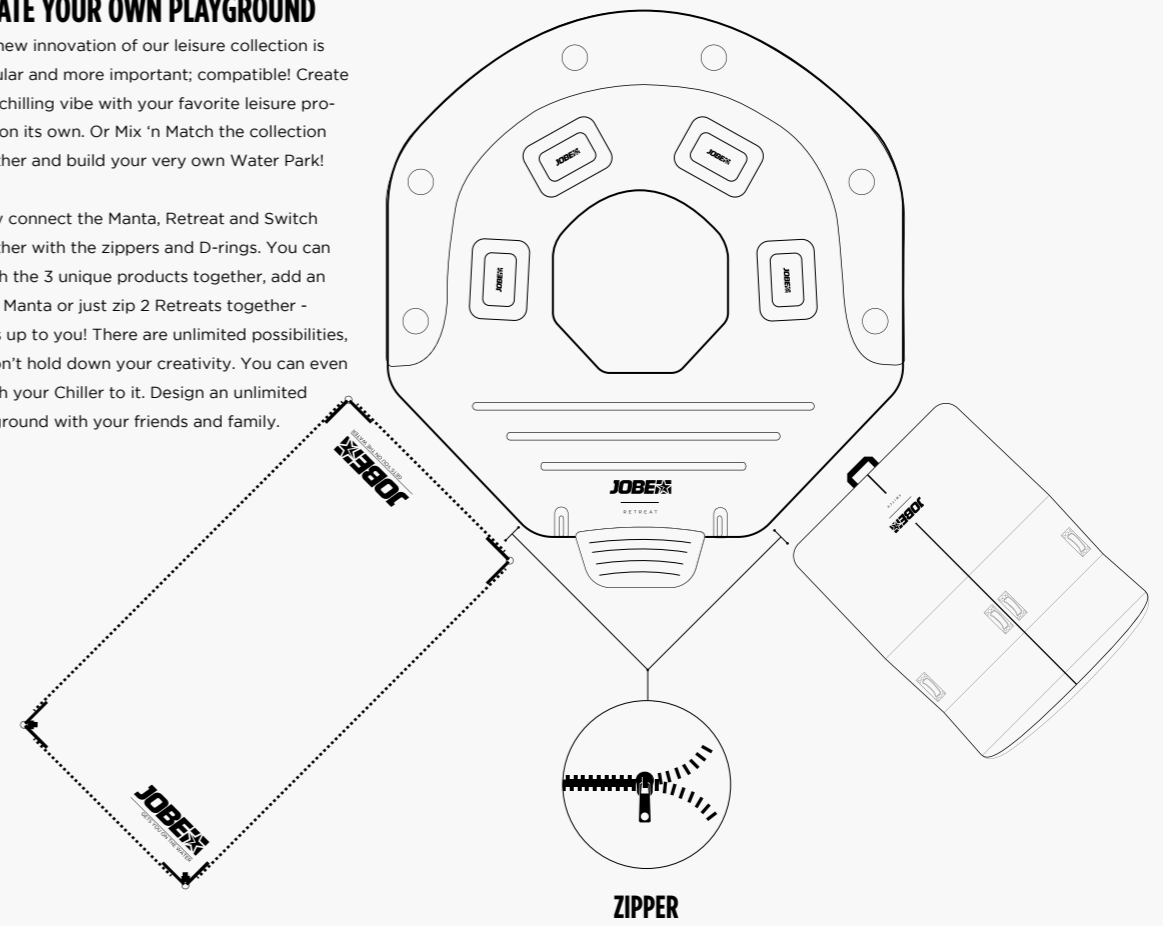
BODYBOARDS & SKIMBOARDS

59

## CREATE YOUR OWN PLAYGROUND

This new innovation of our leisure collection is modular and more important; compatible! Create your chilling vibe with your favorite leisure product on its own. Or Mix 'n Match the collection together and build your very own Water Park!

Easily connect the Manta, Retreat and Switch together with the zippers and D-rings. You can attach the 3 unique products together, add an extra Manta or just zip 2 Retreats together - that's up to you! There are unlimited possibilities, so don't hold down your creativity. You can even attach your Chiller to it. Design an unlimited playground with your friends and family.

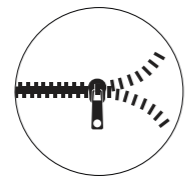




NEW ITEM

**RETREAT 6P**

Item 230421001



ZIPPER

**INFLATED SIZE (WITHOUT CANOPY)**

26 x 145.7 x 76.8", 320 x 370 x 195cm

**FEATURES**

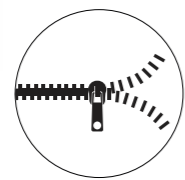
0,5mm / 20 gauge PVC • Boston Valve • D-ring and zipper to connect to the Jobe manta, switch or other retreat • 4 Handles • 4 Cup holders • Entry floor for easy access • Netting floor • Deflated size: 127.2" x 147.6" • Inflated size: 126 x 145.7 x 76.8", 320 x 370 x 195cm • Canopy made of mesh nylon • 3 year warranty after registration



NEW ITEM

**SWITCH 2P**

Item 230221001



ZIPPER

**INFLATED SIZE**

57.1 x 74.8 x 41.3", 145 x 190 x 105cm

**FEATURES**

420 denier nylon cover • 2 Persons lounge • D-ring and zipper to connect to the Jobe manta or retreat • Easy storage cover • 2 cup holders • Boston valve • 2 nylon handles • 6 padded handles • 0.5mm / 20 gauge PVC • switch to slide • tarpaulin bottom • Deflated size: 82,7" x 55,1", 210 x 140cm • Inflated size: 57.1 x 74.8 x 41.3", 145 x 190 x 105cm • 3 year warranty after registration



Play with the slide or Switch to the lounge to relax after a wild ride!

NEW ITEM

**MANTA**

Item 280021001




Docking rings on every corner



Modular with the Retreat 6P and Switch 2P



Store safely with a bag



Inflate and deflate easily for easy storage

**FEATURES**

Self-inflatable • 4 anchor points for mooring options (not intended to be used as tow point) • Zipper for connecting different manta's, switch and retreat • Easy storage cover • Size: 59" x 118" x 2,3" / 150cm x 300cm x 6cm • Package size: 7,87" x 20,47" x 29,53" / 20cm x 52cm x 75cm • Weight: 9,2kg

**INFLATED SIZE**

59" x 118" x 2,3" / 150cm x 300 cm x 6 cm

**SELF INFLATABLE WATERCARPET**

The new Manta is an innovative self-inflatable carpet which makes it easy to store and take with you, as it takes up half the size of a regular watercarpet. And being part of our new Leisure series you can attach this to other Manta's or other leisure products like the Retreat or Switch making your own mini-aquapark!





**CHILLER**

Item 280021002

**SIZE**

40 cm x 27 cm x 44 cm / 15" x 10" x 17"

**FEATURES**

Keeps food and bavarages cool up to 48 hours • Waterproof 840D TPU shell  
Water- and leakproof zipper • Waterproof • Floatable • Attachment options to SUP's and Jobe Retrait • Size: 40cm x 27cm x 44cm / 15" x 10" x 17" / 24 cans



**OASIS**

Item 280020001

**SIZE**

11.8x5.9" / 360 x 180 cm

**FEATURES**

3 soft layers of foam • Density: Firm/Soft/Firm • Size 3,6m x 1,8m, 11.8x5.9" - 360 x 180 cm • 4 anchor points for mooring options (Not intended to be used as a tow point) • 2 webbing straps • 6 kids - 4 adults • Easy to store on your boat • Multiple functions



**JOBE LAID BACK LOUNGE 4P**

Item 230420004

**SIZE**

125,9 x 96,4 x 27,5" / 320 x 245 x 70 cm

**FEATURES**

0,55 mm / 22 gauge PVC • Boston Valve • 6 Handles • 4 Cup holders • Entry floor for easy access • Netting floor • Deflated size: 130 x 94.5" / 330 x 240 cm



**DIPPER BODYBOARD**

Item 286219001

**SIZE**

36" 39" 42"

**FEATURES**

Straight 42/107 cm leash



**CLAPPER BODYBOARD**

Item 286219002

**SIZE**

39" 42"

**FEATURES**

Coiled swivel 42/107 cm leash • Comfortable arm wells • Smooth high density foam



**SHOV IT SKIMBOARD**

Item 286319001

**SIZE**

32" 36" 41"

**FEATURES**

9- layer maple plywood laminate construction

# STAND UP PADDLING

DISCOVER NOW.

HOW TO CHOOSE 61

## SUP BOARDS

Aero SUP 62  
Aero Premium SUP 66  
Bamboo SUP 82  
Titan SUP 86

PUMPS 81

PADDLES 90

BAGS 80, 92

## ACCESSORIES

Other accessories 92  
Fins 93  
Leashes 93



## WE BUILD THE FUTURE OF SUP


Jobe has more than 25 years of experience in water sports. The knowledge and experience we have gained over the years have created unimaginable synergies that allowed us to design the world's highest quality SUP boards, which are ready to perform. We don't let the past predict our future. That's why we are always continuing to do research about SUP. In that way we are sure we are able to develop better products and improve the sport for you.

### AERO SUP COLLECTION

When you don't live close to the water an inflatable paddle board is just way more convenient than a hardshell board like our bamboo and titan boards. Everything fits into one small waterproof backpack, which makes it easy to take it with you anywhere you go. Our inflatable boards are the lightest and stiffest on the market and..... we offer a 3 year warranty on all of our Aero boards.

### AERO PREMIUM SUP COLLECTION

In addition to our high standard collection we created a Premium series with even more luxury. The boards of this collection are slightly thicker and come with double stingers, which makes the board even stronger. They have a wider and larger deckpad that gives you more freedom of movement on your SUP and the package comes with a lighter, stiffer and better paddle; a 3-piece fiberglass paddle with 20% carbon elements. And there is even more..



### BAMBOO SUP COLLECTION

Our Bamboo boards are perfect when you live close to the water or when you have a lot of storage place. A great benefit is that you don't have to inflate the board before you get on the water. Also, a bamboo board is slightly faster and more responsive than an inflatable paddle board. And last but not least, the bamboo finish looks really luxurious.



### TITAN SUP COLLECTION

As strong as titanium: our ultra-strong boards from the Titan series. These boards can handle heavy impact and have one of the highest levels of buoyancy due to a durable soft EPS core wrapped in a monocoque fiberglass layup. Blended together with the world's strongest polycarbonate shell - created with vacuum molding - the Titan is developed to handle heavy impact. Blended together with the world's strongest polycarbonate shell - created with vacuum molding - the Titan is engineered to handle heavy impact.





3y  
3 years  
Warranty

# AERO SERIES



**YAMA 8.6**  
ALLROUND KIDS

**MIRA 10.0**  
ALLROUND

**LEONA 10.6**  
ALLROUND

<b>MANOEUVRABILITY</b>	██████████	██████████	██████████
<b>STABILITY</b>	██████████	██████████	██████████
<b>SPEED</b>	██████████	██████████	██████████
<b>DIMENSIONS FT</b>	8'6" / 28" / 4,75"	10'0" / 32" / 4,75"	10'6" / 32" / 4,75"
<b>DIMENSIONS CM</b>	259 cm / 71,12 cm / 12 cm	305 cm / 81,3 cm / 12 cm	320 cm / 81,3 cm / 12 cm
<b>VOLUME</b>	179 l	225 l	246 l
<b>BOARD WEIGHT</b>	13,2 lbs / 6 kg	16,5 lbs / 7,5 kg	18 lbs / 8,2 kg
<b>RIDER WEIGHT</b>	up to 176 lbs / 80 kg	up to 220 lbs / 100 kg	Up to 264 lbs / 120 kg
<b>FIN SET UP</b>	8" EZ lock fin	8" EZ lock fin	8" EZ lock fin

3y  
3 years  
Warranty

## HOW IT'S MADE

Perfect combination: strong, stiff and lightweight stand up paddle boards

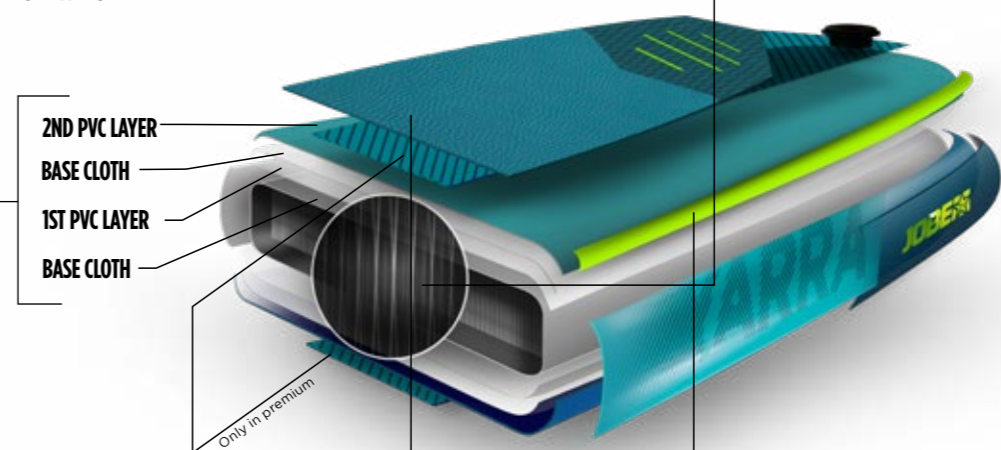
### HEAT BONDED TECHNOLOGY

Jobe inflatable Aero SUP boards are designed with your need to travel in mind. Our unique Heat Bonded Technology reduces 25% in weight and increases around 30% in stiffness when compared to the standard Double Layer technology. The inside of our Aero range consists of a high density of nylon threads, fused to a solid PVC-coated base cloth by pre-laminated heat bonded technology. This process is heat controlled and performed by machine removing all possible human errors. Two layers of drop stitch reinforcements protects and strengthens Jobe boards to its max. All processes together, make a Jobe board glide through the water like a hot knife through butter. It makes an inflatable 2 kilo lighter. It also makes it stiffer, stronger, extremely airtight and most importantly: super durable. As for making it more easy to take your SUP anywhere: all boards come in a waterproof backpack, so you can pack your gear and discover the world!

### X-STITCHING

Instead of the nylon threads being individually and vertically stitched, this technology makes use of one long nylon thread which is X-stitched, between the double PVC layers. From the top part to the bottom part. The result? A top-down stronger and lighter board.

	single Layer	double Layer	HBT
<b>STRENGTH</b>	██████████	██████████	██████████
<b>STIFFNESS</b>	██████████	██████████	██████████
<b>LIGHTWEIGHT</b>	██████████	██████████	██████████



#### STRINGER

Improves strength and stiffness

#### EVA DECKPAD

Offering comfort and grip underfoot

#### INTEGRATED RAILTAPE

Extra airtight protection for your board

### EZ LOCK FIN

The easy lock-in fin is the newest feature in all Jobe inflatable paddle boards. The most easy and secure fin ever! Simply click the fin in your SUP and secure it by pressing down the lock. No tools needed! It's as easy as can be.





### AERO YAMA SUP BOARD 8.6 PACKAGE

Package 486421009



#### BOARD TYPE

surf allround touring team

#### FEATURES

Length: 8'6" (2,59 m) • Width: 28" (71,12 cm) • Thickness: 4,75" (12,0 cm) • Volume: 179L • Recommended rider weight: up to 80 kg/176 lbs. • Board weight: 13,2 lbs. (6 kg) • Package weight: 24 lbs (11 kg) • Nose Rocker: 9", Tail Rocker: 0" • Lightweight X-Stitching Construction • Heat bonded technology: more-layer quality and safety • Stringer on top and bottom for more stiffness • Non-slip EVA foam pattern, allows comfortable long term supping • Halkey Roberts valve • Valve patch assistance • D-ring connector on tip and tail • Easy-to-carry neoprene handle with paddle holder • 8" EZ lock fin • Bungee storage net • Double action pump • 10 ft. Coiled leash • Freedomstick youth paddle • Waterproof backpack • 3 year warranty after registration

### AERO MIRA SUP BOARD 10.0 PACKAGE

Package 486421008



#### BOARD TYPE

surf allround touring team

#### FEATURES

Length: 10'0" (3,05 m) • Width: 32" (81,3 cm) • Thickness: 4'75" (12,0 cm) • volume: 225L • Recommended rider weight: up to 100kg/ 220 lbs. • Board weight: 16,5 lbs. (7,5 kg) • Package weight: 24,4 lbs (11 kg) • Nose Rocker: 7,5", Tail Rocker: 0" • Lightweight X-Stitching Construction • Heat bonded technology: more-layer quality and safety • Stringer for more stiffness • Non-slip EVA foam pattern, allows comfortable long term supping • Halkey Roberts valve • Valve patch assistance • D-ring connector on tip and tail • 8" EZ lock fin • Double action Pump • 10 ft./3.04 m coiled leash • Adjustable aluminium 3-piece paddle • Waterproof backpack • 3 year warranty after registration

### AERO LEONA SUP BOARD 10.6 PACKAGE

Package 486421010



#### BOARD TYPE

surf allround touring team

#### FEATURES

Length: 10'6" (3,20m) • Width: 32" (81,3cm) • Thickness: 4,75" (12,0cm) • Volume: 246L • Recommended rider weight: up to 120 kg/264 lbs. • Board weight: 18 lbs. (8,2kg) • Package weight: 29,1 lbs (13,2 kg) • Nose rocker: 9", Tail rocker: 0" • Lightweight X-Stitching construction • Heat Bonded Technology: more-layer quality and safety • Stringer on top for more stiffness • Non-slip EVA foam pattern, allows comfortable long term supping • Halkey Roberts valve • Valve patch assistance • D-ring connector on tip and tail • Easy-to-carry neoprene handle with paddle holder • 8" EZ lock fin • Bungee storage net • Double action pump • 10 ft./3.04 m coiled leash • Adjustable aluminium 3-piece paddle • Waterproof backpack • 3 year warranty after registration



3y  
3 years  
Warranty

# PREMIUM AERO SERIES



**YARRA TEAL 10.6**  
ALLROUND



**YARRA RED 10.6**  
ALLROUND



**LOA 11.6**  
ALLROUND / FAMILY



**DUNA 11.6**  
ALLROUND / TOURING



**E-DUNA 11.6**  
ALLROUND / TOURING



**NEVA 12.6**  
TOURING



**VENTA 9.6**  
ALLROUND / WINDSURF / WHITE WATER



**SUP'ERSIZED 15.0**  
TEAM

<b>MANOEUVRABILITY</b>								
<b>STABILITY</b>								
<b>SPEED</b>								
<b>DIMENSIONS FT</b>	10'6" / 32" / 6"	10'6" / 32" / 6"	11'6" / 34" / 6"	11'6" / 31" / 6"	12'6" / 30" / 6"	9'6" / 33" / 6"	15' / 50" / 6"	
<b>DIMENSIONS CM</b>	320 cm / 81,3 cm / 15 cm	320 cm / 81,3 cm / 15 cm	350 cm / 86,36 cm / 15 cm	350 cm / 78,75 cm / 15 cm	381 cm / 76,2 cm / 15 cm	290 cm / 83 cm / 15 cm	457,2 cm / 127 cm / 15 cm	
<b>VOLUME</b>	310 l	310 l	360 l	340 l	320 l	279 l	690 l	
<b>BOARD WEIGHT</b>	20,5 lbs / 9,3 kg	20,5 lbs / 9,3 kg	23,8 lbs / 10,8 kg	21,2 lbs / 9,6 kg	22,5 lbs / 10,2 kg	22 lbs / 10,8 kg	38,5 lbs / 17,5 kg	
<b>RIDER WEIGHT</b>	Up to 308 lbs / 140 kg	Up to 308 lbs / 140 kg	Up to 352 lbs / 160 kg	Up to 352 lbs / 160 kg	Up to 250 lbs / 115 kg	Up to 330 lbs / 150 kg	up to 308 lbs / 140 kg	Up to 992 lbs / 400 kg
<b>FIN SET UP</b>	8" EZ lock fin	8" EZ lock fin	8" EZ lock fin	8" EZ lock fin	8" EZ lock fin	8" EZ lock fin & molded sidefins	3 x 8" EZ lock fins	

# FORM MEETS FUNCTION

## DOCKING RING

With the integrated docking ring you can easily connect your SUP to anything.

## TIP & TAIL HANDLE

Integrated handles on the tip and tail, making it easier to get your SUP out of the water.

## DOUBLE STRINGERS

A stringer on the top and bottom of the board for extra stiffness and strength, this also supports the rocker of the board making sure the SUP keeps its shape.

## STORAGE CORD

Our storage cord is integrated in the design, creating more room to store your gear when you're out on the water.

## RAILTAPE

This railtape is placed over the seams of the board creating a more durable board which guarantees the best airtightness.

## CARRY HANDLE

A comfortable neoprene padded handle to easily carry your SUP around.

## EVA DECK

A large EVA deckpad gives you a comfortable surface to stand on all day long, while providing you with plenty of grip.

## EVA DECK GRIP

The back of our deckpad has diamond pattern for added grip to initiate fast turning.

## LEASH RING

Our leash ring is integrated with the deckpad, making it sturdy and creating a clean look.

## EZ LOCK FIN

The most easy to use and secure fin ever! Easily click this fin in and secure it by pressing down the lock, it's as easy as can be.



# PREMIUM QUALITY

When you buy a SUP from our Premium Aero Range, you can expect something extra! The Premium Range comes with extra features which are unique to this collection, making it the best of the best!



## WIDER AND LONGER DECKPAD

The Premium Aero Range comes with an extra wide deckpad, this gives you more freedom of movement on the SUP and gives you added room to take someone along for the ride. The center part is covered with soft EVA for a comfortable ride and the back of our deckpad has diamond pattern for added grip to initiate fast turning.

## TIP AND TAIL HANDLES

We take user-friendliness seriously and a tip and tail handle make this product that much easier to get out of the water. The tip and tail handles are smoothly integrated into the design of the SUP board. We have used a neoprene pad on the inside of the handle for a comfortable grip.



## UPGRADED PADDLE

Our Premium SUP boards come with a lighter, stiffer and better paddle; a fiberglass paddle with 20% carbon elements. It's three-piece adjustable making it easy to carry with you or store in a (SUP)bag. Our Anti Twist System on the paddle puts an end to additional forces by locking your adjustable system.

## DOUBLE STRINGER

Jobe was ahead of the game with 1 stringer on the board but now we are adding another stringer on the bottom of the SUP. This makes for more stiffness and keeps a better rocker shape in the board. The double stringers are placed for extra stiffness and more control, this also supports the rocker of the board making sure the SUP keeps its shape.



### AERO YARRA SUP BOARD 10.6 PACKAGE TEAL

Package 486421002

### AERO YARRA SUP BOARD 10.6 PACKAGE RED

Package 486421003



BOARD TYPE



BOARD TYPE

#### FEATURES

**Length:** 10'6" (3,20m) • **Width:** 32" (81,3cm) • **Thickness:** 6" (15,0cm)  
**Volume:** 310L • **Adjustable fiberglass 3-piece paddle with 20% carbon** • Recommended rider weight: up to 140 kg/308 lbs. • Board weight: 20,5 lbs. (9,3 kg) • Package weight: 31.5 lbs (14,3 kg) • Nose rocker: 9", Tail rocker: 0" • Lightweight X-Stitching construction • Heat Bonded Technology: more-layer quality and safety • Stringer on top and bottom for more stiffness • Non-slip EVA foam pattern, allows comfortable long term supping • Halkey Roberts valve • Valve patch assistance • D-ring connector on tip and tail • Easy-to-carry neoprene handle with paddle holder • 8" EZ lock fin • Bungee storage net • Double action pump • 10 ft./3.04 m coiled leash • Waterproof backpack • 3 year warranty after registration

#### FEATURES

**Length:** 10'6" (3,20m) • **Width:** 32" (81,3cm) • **Thickness:** 6" (15,0cm)  
**Volume:** 310L • **Adjustable fiberglass 3-piece paddle with 20% carbon** • Recommended rider weight: up to 140 kg/308 lbs. • Board weight: 20,5 lbs. (9,3 kg) • Package weight: 31.5 lbs (14,3 kg) • Nose rocker: 9", Tail rocker: 0" • Lightweight X-Stitching construction • Heat Bonded Technology: more-layer quality and safety • Stringer on top and bottom for more stiffness • Non-slip EVA foam pattern, allows comfortable long term supping • Halkey Roberts valve • Valve patch assistance • D-ring connector on tip and tail • Easy-to-carry neoprene handle with paddle holder • 8" EZ lock fin • Bungee storage net • Double action pump • 10 ft./3.04 m coiled leash • Waterproof backpack • 3 year warranty after registration



### AERO LOA SUP BOARD 11.6 PACKAGE

Package 486421011

### AERO DUNA SUP BOARD 11.6 PACKAGE

Package 486421004



#### FEATURES

**Length: 11'6" (3,50m) • Width: 34" (86,36m) • Thickness: 6" (15,0cm) • Volume: 360L • 3-piece paddle with 20% carbon** • Recommended rider weight: up to 160 kg/352 lbs. • Board weight: 23.8 lbs. (10,8 kg) • Package weight: 34.8lbs (15,8 kg) • Nose rocker: 9", Tail rocker: 0" • Lightweight X-Stitching construction • Heat Bonded Technology: more-layer quality and safety • Stringer on top and bottom for more stiffness • Non-slip EVA foam pattern, allows comfortable long term supping • Halkey Roberts valve • Valve patch assistance • D-ring connector on tip and tail • Easy-to-carry neoprene handle with paddle holder • 8" EZ lock fin • Bungee storage net • Double action pump • 10 ft. Coiled leash • Adjustable fiberglass Waterproof backpack • 3 year warranty after registration

#### FEATURES

**Length: 11'6" (3,50 m) • Width: 31" (78,75 cm) • Thickness: 6" (15,0 cm) • Volume: 340L • Adjustable fiberglass 3-piece paddle with 20% carbon** • Recommended rider weight: up to 160 kg/352 lbs. • Board weight: 21.2 lbs. (9,6 kg) • Package weight: 32.2lbs (14,6 kg) • Nose Rocker: 9", Tail Rocker: 0" • Lightweight X-Stitching construction • Heat Bonded Technology: more-layer quality and safety • Stringer on top and bottom for more stiffness • Non-slip EVA foam pattern, allows comfortable long term supping • Halkey Roberts valve • Valve patch assistance • D-ring connector on tip and tail • Easy-to-carry neoprene handle with paddle holder • 8" EZ lock fin • Bungee storage net • Double action pump • 10 ft. Coiled leash • Adjustable fiberglass 3-piece paddle with 20% carbon • Waterproof backpack • 3 year warranty after registration



### TAKE YOUR SUP ADVENTURES TO THE NEXT LEVEL



Go beyond your limits and explore the world with the newest Electric SUP: the E-Duna. Make your life easier by using the integrated electric pump that inflates the SUP for you. After that you can hit the water and use the cruising assist up to 3 hours with the speed of 2 knots. Easily control the speed of your motor with the remote attached to your paddle. You can make longer trips or use the extra help from the motor to paddle against the stream when the wind gets stronger. Perfect for any type of adventure!

### AERO E-DUNA SUP BOARD 11.6 PACKAGE

Package 488821002



E-Duna remote  
The E-Duna remote is attached to your paddle to control the speed of the motor



### BRINGING TECH TO ENHANCE YOUR SUP EXPERIENCE

The new E-Duna features a Jet engine to support you on longer SUP tours and on windy days. This engine sucks up the water and a internal fan blows out the water. This makes for a jet propelled forward thrust, supporting you on your SUP tour in every condition.

E-Duna engine



BOARD TYPE

surf allround touring team



Easily remove the motor from the SUP and store it in the motor bag

Integrated pump to inflate your SUP

Provides 3 hours of fully assisted cruising at a speed of 2 knots




### FEATURES

**Length: 11'6" (3,50m) • Width: 31" (78,75m) • Thickness: 6" (15,0cm) • Volume: 320L • Adjustable carbon 3-piece paddle (100% carbon) • Recommended rider weight: up to 115 kg/250 lbs. • Board weight: 27.3 lbs. (12.4 kg) with motor • Package weight: 38.5lbs (17,5 kg) • Nose rocker: 9", Tail rocker: 0" • Light-weight X-Stitching construction • Heat Bonded Technology: more-layer quality and safety • Stringer on top for more stiffness • Non-slip EVA foam pattern, allows comfortable long term supping • Halkey Roberts valve • Valve patch assistance • D-ring connector on tip and tail • Easy-to-carry neoprene handle with paddle holder • 8" EZ lock fin • Bungee storage net, 2 extra bungee cords included. • 10 ft. coiled leash • Padded blade protection sleeve • Paddle leash • Waterproof backpack • Motor with integrated pump • Remote to control the motor, remote can be connected to the paddle • 3 year warranty after registration**  
**Features motor:** Motor and pump in 1 • 3 speed levels (up to 5 Km/H, 3,1Mph, 2.7 knots) • Running time: up to 3 hours (It provides 3 hours of fully assisted cruising at a speed of 2 knots) • Weight: 3,1 kg / 6,83 lbs • Drive dimensions : 20x8x6inch, 52x21x15cm • Remote: 0,1 kg / 0,22 lbs, can be mounted on the paddle (Bluetooth remote control) • Battery: 1,15 kg / 2,5 lbs • charging time 8 hours on 220volts


**3y**  
3 years  
Warranty

**AERO NEVA SUP BOARD 12.6 PACKAGE**

Package 486421006



**3y**  
3 years  
Warranty



**BOARD TYPE** surf allround touring team

**FEATURES**

Length: 15'0" (457.2cm) • Width: 50" (127 cm) • Thickness: 6" (15 cm) • Volume: 690L (max weight: 400kg | 992lbs) • Board weight: 38.5 lbs (17.5 kg)  
Lightweight X-Stitching construction • Heat Bonded Technology: more-layer quality and safety • Stringer for more stiffness • Non-slip EVA foam pattern, allows comfortable long term supping • Halkey Roberts valve • Valve patch assistance • D-ring connector on tip and tail • 6 carrying handles • Equipped with 3 big click fins for maneuverability • Bungee storage net • Maximum of 6 persons • 3 year warranty after registration



**BOARD TYPE**

surf allround touring team

**FEATURES**

Length: 12'6" (381 cm) • Width: 30" (76,2 cm) • Thickness: 6" (15 cm) • Volume: 320L • Adjustable fiberglass 3-piece paddle with 20% carbon • Recommended rider weight: up to 150 kg/330 lbs. • Board Weight: 22,5 lbs. (10,2 kg) • Package weight: 33.5bs (15,2 kg) • Nose rocker: 9", Tail rocker: 0" • Lightweight X-Stitching construction • Heat bonded technology: more-layer quality and safety • Traction rail on tip and tail of the board for more control and speed • Stringer on top and bottom for more stiffness • Non-slip EVA foam pattern, allows comfortable long term supping • Halkey Roberts valve • Valve patch assistance • D-ring connector on tip and tail • Easy-to-carry neoprene handle with paddle holder • 8" clickfin • Bungee storage net • Double action pump • 10 ft. coiled leash • Waterproof backpack • 3 year warranty after registration






3y  
3 years  
Warranty

### AERO VENTA SUP BOARD 9.6 PACKAGE

Package without sail 486421001  
Package with sail 488821001

### AERO VENTA SUP SAIL 3,5 M2 PACKAGE

Sail only package 480020005



#### BOARD TYPE

surf      allround      touring      team

#### FEATURES

**Length:** 9'6" (2,90 m) • **Width:** 33" (83 cm) • **Thickness:** 6" (15,0 cm) • **Volume:** 279L • **Adjustable fiberglass 3-piece paddle with 20% carbon** • Recommended rider weight: up to 140 kg/308 lbs • Board Weight: 22 lbs. (10.8 kg) • Package weight: 33lbs (15.8kg) • Nose Rocker: 9", Tail Rocker: 0" • Lightweight X-Stitching construction • Heat Bonded Technology: more-layer quality and safety • stringer on top and bottom for more stiffness • Non-slip EVA foam pattern, allows comfortable long term supping • Windsurf insert mounted in the board • Traction rail on bottom of the board for more control • Halkey Roberts valve • Valve patch assistance • D-ring connector on tip and tail • Easy-to-carry neoprene handle • 8" EZ lock fin & molded sidefins • Bungee storage net • Double action pump • 10 ft./3.04 m coiled leash • Waterproof backpack • 3 year warranty after registration • Sail: 3.5m2 sail • Mast: 316cm • Luff: 316cm • Boom: 140cm • Including: mast, mast extension, mast base, uphaul cord, boom • Age range: 9 years and up.

#### PACKAGE WITHOUT SAIL

Item: 486421001



#### PACKAGE WITH SAIL

Item: 488821001





### AERO SUP TRAVEL BAG

Item 222020005



#### FEATURES

Backpack with wheels for easy traveling • Comfortable padded straps • Padded backside • Big front pocket with zipper • Suited for all Aero boards (except 15 ft) • Storage net and velcro for pump and paddle • 2 straps with buckles to secure your SUP • 6 handles • Padded hip belt • 93 x 45 x 25 cm / 36,6" x 17,7" x 10"



### AERO SUP DRY BAG BLACK

Item 489918002



#### FEATURES

Waterproof backpack • Suited for all Aero boards (except 15 ft) • Material: 850 grams PVC • Paddle holder • Pump holder • Big front pocket • Height: 75 cm / 29.5" Width: 50 cm / 19.7" Dept: 30 cm / 11.8 • Liters: 110



### SUP PUMP DOUBLE ACTION 27 PSI

Item 480018001



#### FEATURES

Double or single action up to 27 psi (1,9 bar) • 2000 cm<sup>3</sup> cylinder for quick result • Finish effortlessly by switching to single action • Gauge to keep control • Halkey Roberts nozzle: fits all Jobe inflatable boards

### TRIPLE ACTION SUP PUMP

Item 410019004



#### FEATURES

2 cylinders with triple action for quick result • Double or single action up to 21 psi • capacity 3.5 + 3.5 L • Gauge to keep control • Protected air inlet • Halkey roberts nozzle: fits all Jobe inflatable boards

### SUP PUMP 12V

Item 410020001



#### FEATURES

12v pump 15 Ampere fuse required for this pump • Car battery alligator clips cable • Cigarette lighter connector • Fast two-stage low-to-high pressure inflation • Pumps up to 20 psi • Dimensions: 11,6" x 5,3" x 6,3" | 29,5 x 13,5 x 16cm

### PORTABLE ELECTRIC AIR PUMP WITH BAG

EU plug 410019005

UK plug 410019006



#### FEATURES

Dimensions: 20x20x14 cm • Battery powered Pump • Includes 4 different nozzles • Handle for easy carrying • Pumps up to 20 PSI • Shuts off automatically after reaching desired PSI • Inflates and deflates • Cigarette lighter connector • convenient carrying bag

### PRESSURE GAUGE

Item 480020010



#### FEATURES

Fits a Halkey Roberts valve • Measure up to 20 psi • Ø 40 x 75 mm / Ø 1,6" x 3"

### AERO SUP REPAIR KIT

Item 480017122



#### FEATURES

PVC patch • 1 tube of glue • 1 wrench

# BAMBOO SERIES



**VIZELA 9.4**

SURF / ALLROUND

**VENTURA 10.6**


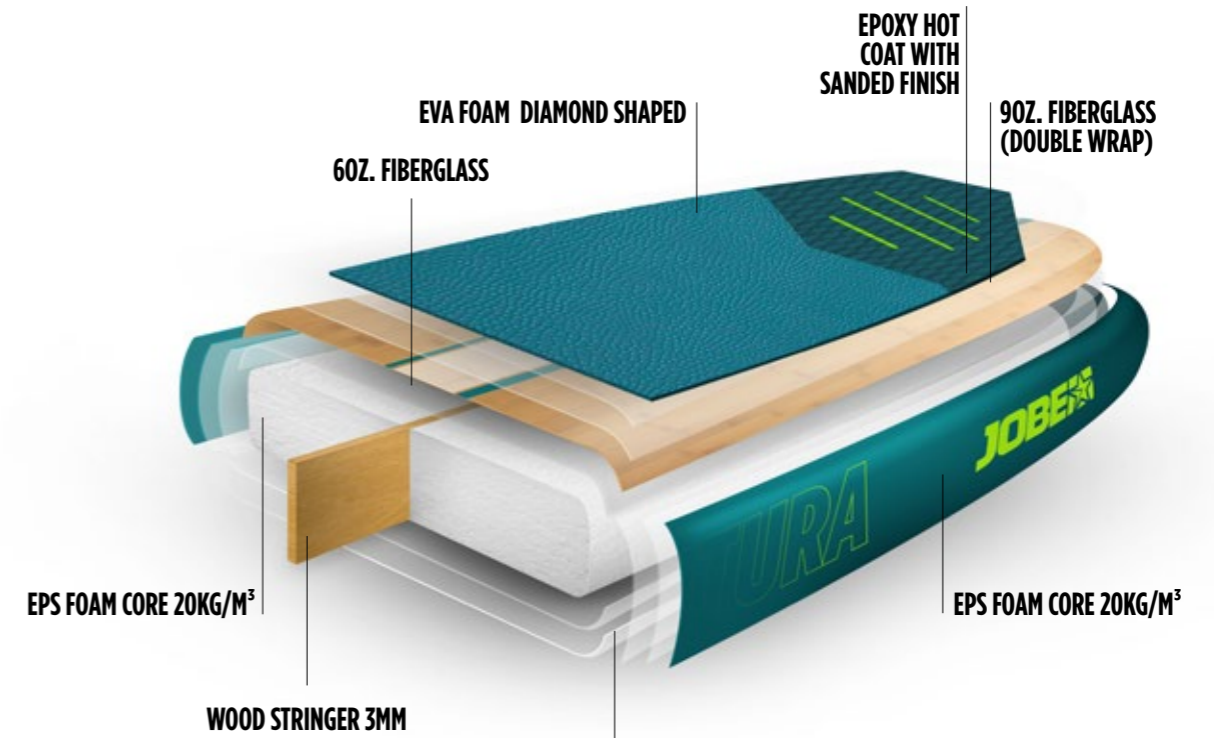
ALLROUND

**PARANA 11.6**

ALLROUND / TOURING

<b>MANOEUVRABILITY</b>	██████████	██████████	██████████
<b>STABILITY</b>	██████████	██████████	██████████
<b>SPEED</b>	██████████	██████████	██████████
<b>DIMENSIONS FT</b>	9'4" / 32" / 4'5"	10'6" / 32" / 5"	11'6" / 31" / 5"
<b>DIMENSIONS CM</b>	285 cm / 81,3 cm / 11,4 cm	320 cm / 81,3 cm / 12,5 cm	350 cm / 78,7 cm / 12,7 cm
<b>VOLUME</b>	150 l	190 l	203 l
<b>BOARD WEIGHT</b>	24 lbs / 11 kg	28 lbs / 12,7 kg	29,8 lbs / 13,5 kg
<b>RIDER WEIGHT</b>	up to 220 lbs / 100 kg	up to 243 lbs / 110 kg	up to 265 lbs / 120 kg
<b>FIN SET UP</b>	8" clickfin	8" clickfin	8" clickfin

## BAMBOO SUP BOARD CONSTRUCTION AND INNOVATION



### EVA COMFORT DECKPAD

Experience increased comfort on our bamboo beauties so you can focus on what really matters: discovering Mother Nature.

### EPOXY COATING

This year, we are introducing a new paint technique on the rail of our SUPs with EPOXY. As a result the paint is not a layer on top of the SUP, but the colors are intergrated into the EPOXY. Creating a metallic finish for a clean look which is durable as well!

### CLICK & GO

Our bamboo beauties have unique click fins to make sure you are on the water in no-time. No tools and never worrying about losing your fin screw again.

## KEY FEATURES

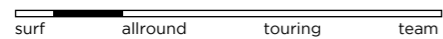
- **LIGHTWEIGHT** boards because of the lightweight EPS core
- **CHANNELS** more tracking on the water
- **REAL BAMBOO VENEER** blended with glassfiber means great looks
- **RAILSAVERS INCLUDED** to protect the edges of your board
- **EVA FOAM DIAMOND SHAPE** for more grip and comfort
- **CLICK FIN INCLUDED** no screws needed
- **GLOSSY TOP FINISH**

### BAMBOO VIZELA SUP BOARD 9.4

Item 486521001



#### BOARD TYPE



#### FEATURES

Length: 9'4" (285cm) • Width: 32" (81, 3cm) • Thickness: 4,5" (11,4cm) • Volume: 150L • Recommended rider weight: Up to 100 kg/220 lbs • Board weight: 24 lbs (11kg) • Nose rocker: 6 3/4", Tail rocker: 3 13/16" • 9 ft. straight leash • Non-slip EVA foam pattern, allows comfortable long term supping • Easy connectable leash plug • Camera plug to capture all your #Jobemoments • Comfortable carrying handle • Automatic air vent plug • US finbox for optimal fin position • Stability and speed control channels • Thruster fin for waves (6"center + 4.5" side fin) • Scratch resistant compound rail and bottom • Rail saver for extra protection

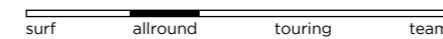


### BAMBOO VENTURA SUP BOARD 10.6

Item 486521002



#### BOARD TYPE



#### FEATURES

Length: 10'6" (320cm) • Width: 32" (81.3cm) • Thickness: 5" (12.5cm) • Volume: 190L • Recommended rider weight: up to 110 kg/243 lbs. • Board weight: 28 lbs (12,7 kg) • Nose rocker: 6 3/4", Tail rocker: 2 15/16" • Bamboo veneer • 9 ft. straight leash • Non-slip EVA foam pattern, allows comfortable long term supping • Easy-to-connect leash plug • Camera plug to capture all #Jobemoments comfortable carrying Handle 9" tool-less click fin • US fin box for optimal fin position • Bungee storage net • Channels for better speed control and stability • Scratch resistant compound rail and bottom • Rail saver for extra protection • Automatic air vent plug

### BAMBOO PARANA SUP BOARD 11.6

Item 486521003



#### BOARD TYPE



#### FEATURES

Length: 11'6" (3.5m) • Width: 31" (78.7cm) • Thickness: 5" (12.7cm) • Volume: 203L • Recommended rider weight: up to 120 kg/265 lbs. • Board weight: 29,8 lbs: 29,8 (13.5kg) • Nose rocker: 5 15/16", Tail rocker: 3 3/16" • Bamboo veneer • 9 ft./2.74 m straight leash • Non-slip EVA foam pattern, allows comfortable long term supping • Easy-to-connect leash plug • Automatic air vent plug • Camera plug to capture all #Jobemoments • Comfortable carrying handle • 9" tool less click fin • US fin box for optimal fin position • Stability and speed control channels • Scratch resistant compound rail and bottom • Rail saver for extra protection • Bungee storage net

# TITAN SERIES



**ARAS 8.6**

SURF / ALLROUND

**KURA 10.6**

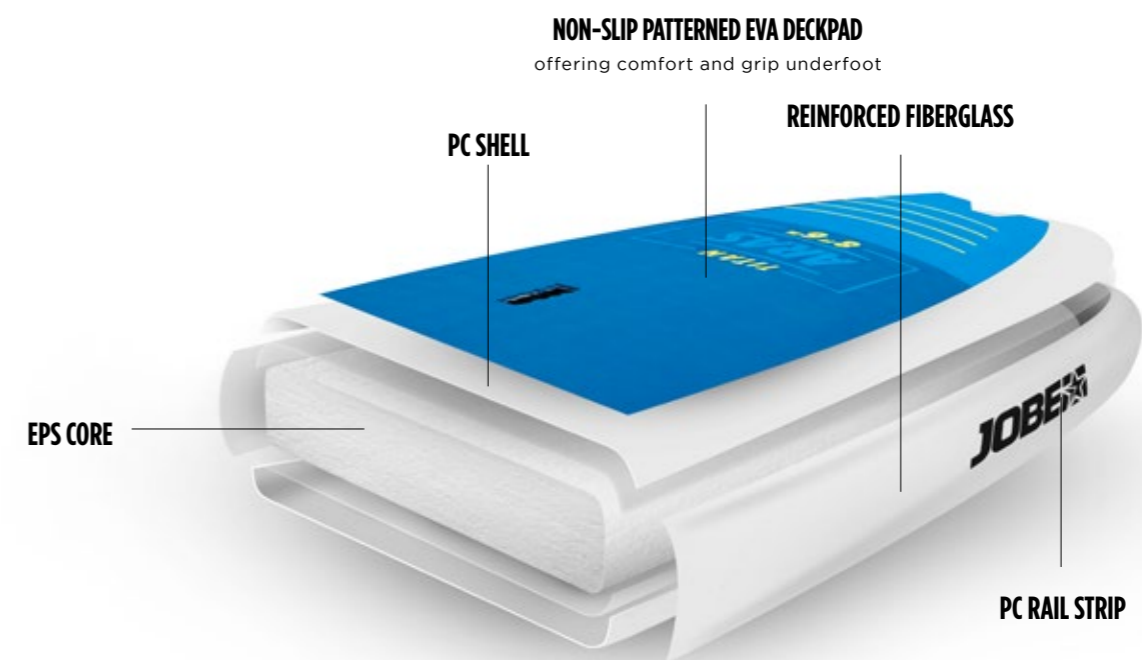
ALLROUND / TOURING

**KAMA 11.6**


ALLROUND / TOURING

<b>MANOEUVRABILITY</b>			
<b>STABILITY</b>			
<b>SPEED</b>			
<b>DIMENSIONS FT</b>	8'6" / 30" / 5'5"	10'6" / 32" / 5"	11'6" / 31" / 5'25"
<b>DIMENSIONS CM</b>	260 cm / 76,2 cm / 14 cm	320 cm / 81,3 cm / 12,7 cm	350 cm / 78,7 cm / 13,5 cm
<b>VOLUME</b>	170 l	210 l	220 l
<b>BOARD WEIGHT</b>	24 lbs / 11 kg	29,8 lbs / 13,5 kg	32 lbs / 14,7 kg
<b>RIDER WEIGHT</b>	Up to 220 lbs / 100 kg	Up to 310 lbs / 140 kg	Up to 330 lbs / 150 kg
<b>FIN SET UP</b>	Single fin	Single fin	Single fin

## TITAN SUP BOARD HEAVY IMPACT RESISTANT



**NON-SLIP PATTERNED EVA DECKPAD**  
offering comfort and grip underfoot



**IMPACT RESISTANT**  
Worry less, paddle more.

**LIGHTWEIGHT BOARDS**  
The unique construction techniques in these boards ensure a strong but lightweight SUP board.

**FULL EVA DECKPAD**  
A comfortable EVA deckpad covers the entire board.

## KEY FEATURES

- **VERY DURABLE** polycarbonate shell makes the board resistant against rough usage
- **LIGHTWEIGHT EPS**-foam core wrapped in a monocoque fiberglass layup to minimize weight
- **INTEGRATED RAIL SAVER** makes sure your board stays in perfect condition
- **EVA FOAM DARK DIAMOND SHAPE** for more grip and comfort with no visual stains

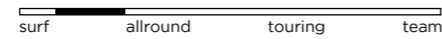


**TITAN ARAS SUP BOARD 8.6**

Item 486620001



**BOARD TYPE**



**FEATURES**

Length: 8'6" (2.6m) • Width: 30" (76.2cm) • Thickness: 5,5" (14cm) • Volume: 170L • Board weight: 24lbs (11kg) • Non-slip EVA foam pattern, allows comfortable long term supping • Easy connectable leash plug • Comfortable carrying Handle • Rail saver to prevent scratches • Automatic air vent plug • Polycarbonate armour for serious shock protection

**TITAN KURA SUP BOARD 10.6**

Item 486620002



**BOARD TYPE**



**FEATURES**

Length: 10'6" (3.2m) • Width: 32" (81.3cm) • Thickness: 5" (12.7cm) • Volume: 210L • Board weight: 29.8lbs (13,5kg) • Non-slip EVA foam pattern, allows comfortable long term supping • Easy connectable leash plug • Comfortable carrying handle • Rail saver to prevent scratches • Automatic air vent plug • Polycarbonate armour for serious shock protection

**TITAN KAMA SUP BOARD 11.6**

Item 486620003



**BOARD TYPE**




**FEATURES**

Length: 11'6" (3.5m) • Width: 31" (78,7cm) • Thickness: 5,25" (13,5cm) • Volume: 220L • Board weight: 32lbs (14,7kg) • Non-slip EVA foam pattern, allows comfortable long term supping • Easy connectable leash plug • Comfortable carrying handle • Rail saver to prevent scratches • Automatic air vent plug • Polycarbonate armour for serious shock protection



FREEDOM STICK YOUTH 2-PIECE



Fiberglass Shaft



ALUMINIUM 3-PIECE



Reinforced Blade




FUSION STICK LIME - ORANGE 3-PIECE



10% Carbon shaft



FIBERGLASS 3-PIECE



20% Carbon shaft and blade




BAMBOO CLASSIC 2-PIECE



Bamboo Lay-up




CARBON PRO 2-PIECE




Carbon lay-up




CARBON PRO 3-PIECE



Carbon Lay-up



CARBON PRO 3-PIECE + PADDLE BAG



Carbon Lay-up

ITEM	486719002	486721010 - 486721018	486721011 - 486721012	486721005   486721006
BLADE	Plastic	Plastic	Plastic	20% Carbon - 80% Fiberglass
SHAFT	Fiberglass	Aluminium	10% carbon, 90% fiberglass	20% Carbon - 80% Fiberglass
HANDLE	Plastic T-grip	Plastic T-grip	Plastic T-grip	Fiberglass
WEIGHT	780 g - 1,71 lbs	980 g - 2,16 lbs	960 g - 2,08 lbs	780 g - 1,7 lbs
PIECES	2	3	3	3
ADJUSTMENT	Pin-hole click and go	Clip with lever	Clip with lever	Clip with lever
STIFFNESS				
LENGTH CM	137 cm / 171 cm	170 cm / 210 cm	170 cm / 210 cm	180 cm / 220 cm
LENGTH INCH	53,9" / 67,3"	66,9" / 82,6"	68,5" / 82,6"	70,8" / 86,6"
BLADE WIDTH	180 mm / 7,1"	220mm, 8,7"	220 mm / 8,7"	203 mm / 8"
BLADE SURFACE	84 in²	94 in²	94 in²	91 in²
BLADE ANGLE	9°	5°	5°	9°
EDGE PROTECTOR	No	Yes	No	No

486721004	486721002	486721003	486721001
20% Carbon - 80% Fiberglass	100% Carbon	100% Carbon	
Bamboo	100% Carbon	100% Carbon	Bag:
Fiberglass	100% Carbon	100% Carbon	Foldable to 100cm to fit your
780 g - 1,7 lbs	630 g - 1,4 lbs	680 g - 1,49 lbs	three-piece paddle
2	2	3	Shoulder strap for easy
Clip with lever	Clip with lever	Clip with lever	carrying
180 cm / 220 cm	180 cm / 220 cm	180 cm / 220 cm	
70,8" / 86,6"	70,8" / 86,6"	70,8" / 86,6"	
203 mm / 8"	206 mm / 8,1"	206 mm / 8,1"	
91 in²	93,3 in²	93,3 in²	
9°	10°	10°	
No	Yes	Yes	



Addict SUP boat rack

### ADDICT SUP BOAT RACK

Item 400019001



### FEATURES

Fits 7/8", 1" & 1-1/4" rails • 061 aluminum alloy • Sandblasted anodized • Heat press, die cut, EVA protective foam • Heavy duty shock cords keep boards in place

### DRYBAG

10L 220019001  
20L 220019002  
40L 220019003



### FEATURES

1 shoulder strap • 1 Handle • Easy-to-carry • Keeps your gear free of water and dirt • Ideal for travelling

### ALL-IN ONE PADDLE BAG

Item 222019001



### FEATURES

Foldable to 100 cm with strap for easy carrying • Suited for 3pc, 2pc and fixed paddles

### SUP BAG

9.4 ft. 222020001  
10.6 ft. 222020002  
11.6 ft. 222020003  
12.6 ft. 222020004



### FEATURES

Protective SUP bag • Fully protection padded • Extra protection on the nose and tail • Zipper-protection • Nylon cover with a tarpaulin layer to keep your SUP dry • Safety pocket inside for fins and tools • Removable shoulder strap • Paddle holder on the bottom • Only suited for Bamboo & Titan boards

### FCS CENTER SUP FIN 9 INCH

Lime 489921016  
Orange 489921017




### FEATURES

9" center fin • No extra tools needed to mount • Fits: all Bamboo and Titan boards

### SUP FIN 6 INCH • SET 3 PCS

Item 489921018



### FEATURES

6" stiff fiberglass center fin with honeycomb core • 4.5" stiff plastic side fins • Fits: 9.4 ft. Bamboo board

### WEBBING BUNGEE DOCK TIE

Item 210017035



### FEATURES

6 ft. / 2.13 m mainline • Stainless steel hooks • 2 floats • To attach your board to the dock

### KAYAK BLADE

Item 486721022



### FEATURES

Nylon blade • Aluminium shaft (1.04", 26.5mm) • Clip with lever required • Fits: all Aluminium and Fusion paddles

### SUP LEASH 9FT

Item 480018021



### FEATURES

Length 9 ft. / 274 cm • Material: TPU • Key pocket in the foot strap

### SUP CART

Item 480019305



### FEATURES

Lightweight cart with large removable wheels • Side stability kickstand • EVA bumpers to protect your board • Roll effortlessly because of the stainless steel bearings • Downstrap included

### AERO CENTER SUP FIN ORANGE AND LIME

Lime 489921008  
Orange 489921007



### FEATURES

9" center fin • Fits: all Aero boards

### SUP LEASH COIL 10FT LIME AND ORANGE

Lime 489921002  
Orange 489921001



### FEATURES

Length 10 ft. / 304 cm • Coiled leash • Material: TPU • Key pocket in the foot strap

### SUP BUNGEE CORD

4-Pack 480021004  
White 480021005  
Lime 480020012  
Teal 480020013  
Orange 480020014



### FEATURES

Customize your SUP with these bungee cords • 1 lace stopper



# VESTS

WITH A PERFECT FIT.

## HOW TO CHOOSE

96

### MEN

Fragment vests	99
Unify vests	100
Segmented vests	104
Neoprene vests	107
50N Bodywarmer vest	109

### WOMEN

Fragment vests	111
Unify vests	112
Neoprene vests	114
Nylon Vest	116
50N Bodywarmer vest	117

### UNISEX

4 Buckle vests	119
Dual vests	120
Universal vests	122
Comfort Boating Vest	123
Packages	122, 123

### KIDS

Neoprene vests	125
Nylon vests	126
50N Bodywarmer	128
Neoprene safety vest	129
Comfort boating vest	129
Scribble vest	129

### PET VEST

123

## JOBE'S PERFECT FIT

Jobe watersports life vests and buoyancy aid vests have a better fit than ever: Jobe's Perfect Fit. The fit of every Jobe vest is based on scientific research (conducted by TNO, 2015), where people of all sizes and ages were measured and weighted to determine the optimal size for every body type. We took these measures to extend our size range. Every vest is then tested by an official certified institution to make sure it meets the highest quality, comfort and safety standards.



## ATHLETIC

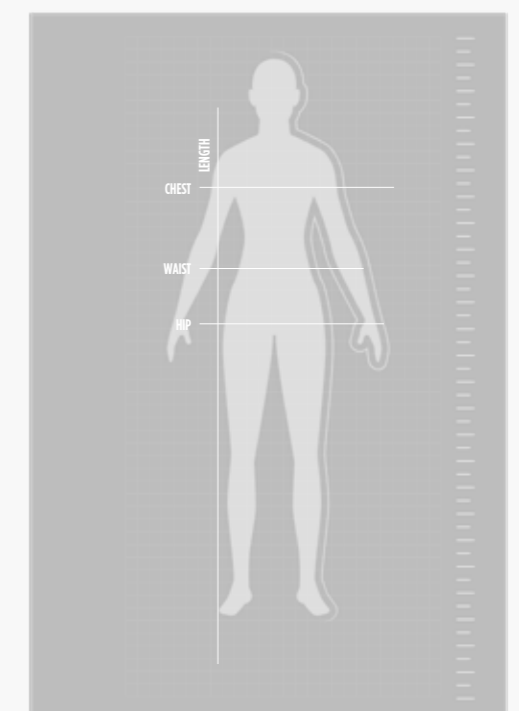


## MEN'S LIFE VESTS

Whether you follow an athlete's footsteps and are looking for a vest to match an athletic body type, or are looking for a vest to match a leisure body type because you enjoy the pleasures of life; there's always a vest with the right fit for every man and every body out there. Find yours in our extended size range now.

## WOMEN'S LIFE VESTS

A size for every body! This is where our Perfect Fit shines. Extra sizes in our women vest size range are added after scientific research determined new sizes to go with each female body type. This resulted in smaller steps between every size. Now curvy body types can find their perfect match, but their flatter and thinner counterparts can also find a perfect vest.



# CHOOSE YOUR PERFECT VEST

Comfort and safety come together in Jobe's unique vest range. How to choose? Choosing your perfect vest comes down to deciding for what purpose or watersport you want to use the vest and the corresponding level of comfort. Wakeboarding or slalom skiing demands a higher level of comfort and flexibility than laying on a tube. This corresponds to the amount of split foam panels on the vest.

Rule-of-thumb: the more split foam panels, the more flexibility, comfort and freedom of movement your vest has. All Jobe vests have a minimum of 50N buoyancy and are ISO-certified. We also have 100N vests that are officially ISO-certified. They have even more buoyancy!



## THE JOBE FRAGMENT VEST

Our first ever comp-like vest with a 50N buoyancy! Supreme comfort with flexible materials combined with strategically cut foam panels that give your body complete freedom of movement. A vigorous vest to step up your game.

### PREMIUM STRETCH + PVC

### STRETCH + PVC

### NYLON + PVC

### NYLON + EPE

#### SUPREME COMFORT

#### FULL COMFORT

#### REGULAR COMFORT

#### BASIC COMFORT



FRAGMENT



UNIFY



SEGMENTED



NEOPRENE



4 BUCKLE



DUAL



UNIVERSAL



## SUPREME COMFORT

- Perfect fit
- (High) stretch neoprene
- Strategically cut foam panels for complete freedom of movement
- Maximum comfort
- Softest of all against the skin
- Available in plus sizes

basic regular full supreme

## FULL COMFORT

- Perfect fit
- Increased comfort
- Ease of movement
- Soft against the skin
- Available in plus sizes

basic regular full supreme



## REGULAR COMFORT

- Quick dry
- Lightweight
- Best value
- Low water absorption


basic regular full supreme



## BASIC COMFORT

- Quick dry
- Lightweight
- Low water absorption

basic regular full supreme



## MATERIALS



### NEOPRENE FABRIC

- (High) stretch
- Soft to the skin



### NYLON FABRIC

- Lightweight & quick dry



### PVC FOAM

- Durable closed cell foam
- Comfortable & soft



### EPE FOAM

- Lightweight



## MIX & MATCH

We've made sure that all of our vests make a perfect match with different types of wetsuits. So you can start mix and matching to your own liking. Moreover, our vests match with our hardgoods: from towables to wakeboards find your perfect match.



**MEN**



**FRAGMENT VEST MEN GREY**

Item 244920020



**FRAGMENT VEST MEN MIDNIGHT BLUE**

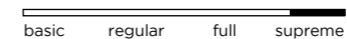
Item 244920021



**SIZE**



**COMFORT LEVEL**



**FEATURES**

50N ISO-certified (buoyancy aid) • Comfort and fit of a non-certified vest (impact vest / comp vest) • Soft PVC foam • Soft & flexible supreme stretch fabric • Separated foam panels for maximum freedom of movement • Front zipper for fast entry • Strong YKK zipper • YKK buckle • Protective zipper flap and cover • Always a perfect fit: more comfort and safety • Longer fit • Available in plus sizes • Water drainage system • Inside pocket with waterproof bag connectorcord • Safety D-ring for attaching an emergency cord

## UNIFY VEST MEN BLUE

Item 244921007



## UNIFY VEST MEN VINTAGE TEAL

Item 244921006



### SIZE

XS S M L XL XL+ 2XL+ 3XL+



### COMFORT LEVEL

basic regular full supreme

### FEATURES

50N ISO-certified (buoyancy aid) • Comfort of a non-certified vest • Soft PVC foam • Front zipper for fast entry • Soft & flexible neoprene fabric • Split foam panels for maximum freedom of movement • 1,5" integrated adjustable webbing strap • Strong buckle & YKK zipper • Always a perfect fit: more comfort and safety • Available in plus sizes • Water drainage system • Inside pocket with waterproof bag connectorcord • Safety D-ring for attaching an emergency cord



**UNIFY VEST MEN RED**

Item 244921005




**UNIFY VEST MEN BLACK**

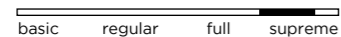
Item 244921004



SIZE XS S M L XL XL+ 2XL+ 3XL+



**COMFORT LEVEL**




**FEATURES**

50N ISO-certified (buoyancy aid) • Comfort of a non-certified vest • Soft PVC foam • Front zipper for fast entry • Soft & flexible neoprene fabric • Split foam panels for maximum freedom of movement • 1,5" integrated adjustable webbing strap • Strong buckle & YKK zipper • Always a perfect fit: more comfort and safety • Available in plus sizes • Water drainage system • Inside pocket with waterproof bag connectorcord • Safety D-ring for attaching an emergency cord




**UNIFY VEST SIDE ENTRY BLACK**

Item 244921001

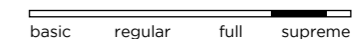


SIZE XS S M L XL XL+ 2XL+ 3XL+



Integrated back support

**COMFORT LEVEL**



**FEATURES**

50N ISO-certified (buoyancy aid) • Soft PVC foam • Side entry for fast entry and safety • Adjustable neoprene waist belt • Soft & flexible neoprene fabric • 1,5" integrated adjustable webbing strap • Strong YKK buckles & YKK zipper • Always a perfect fit: more comfort and safety • Available in plus sizes • Split foam panels for maximum freedom of movement • Safety D-ring for attaching an emergency cord • Water drainage system


**SEGMENTED VEST MEN COOL GREY**

Item 244920010




**SEGMENTED VEST MEN GRAPHITE GREY**

Item 244920011

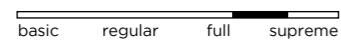


SIZE

- S
- M
- L
- XL
- XL+
- 2XL+
- 3XL+




COMFORT LEVEL




**FEATURES**

50N ISO-certified (buoyancy aid) • Soft PVC foam • Front zipper for fast entry • Soft & flexible neoprene fabric • Split foam panel for maximum freedom of movement • 1,5" integrated adjustable webbing straps (2x) • Strong YKK buckles & YKK zipper • Always a perfect fit: more comfort and safety • Available in plus sizes • Safety D-ring for attaching an emergency cord • Water drainage system



**SEGMENTED JET VEST BACKSUPPORT MEN**

Item 244921008



SIZE


- S
- M
- L
- XL
- XL+
- 2XL+
- 3XL+



Integrated back support



COMFORT LEVEL




**FEATURES**

50N ISO-certified (buoyancy aid) • Soft PVC foam • Front zipper for fast entry • Soft & flexible neoprene fabric • Split foam panels for maximum freedom of movement • Back support & protector • Adjustable neoprene waist belt • Low horizontal foam segment to support sitting posture • 1,5" Adjustable webbing straps (2x) • integrated webbing for a clean look • Strong YKK Buckles & YKK zipper • Always a perfect fit: more comfort and safety • Safety D-ring for attaching an emergency cord • Water drainage system



**NEOPRENE VEST MEN LIME GREEN**

Item 244920002






**NEOPRENE VEST MEN BLACK**

Item 244920003



SIZE **S** **M** **L** **XL** **XL+** **2XL+** **3XL+**

SIZE **XS** **S** **M** **L** **XL** **XL+** **2XL+** **3XL+** **4XL+** **5XL+**



**COMFORT LEVEL**

basic regular full supreme

**FEATURES**

- 50N ISO-certified (buoyancy aid) • Soft PVC foam • Front zipper for fast entry
- Soft & flexible neoprene fabric • 1,5" adjustable webbing straps (2x) • Strong YKK buckles & YKK zipper • Safety D-ring for attaching an emergency cord
- Water drainage system • Always a perfect fit: more comfort and safety • Available in plus sizes

**NEOPRENE VEST MEN RED**

Item 244920004




**NEOPRENE VEST MEN BLUE**

Item 244920005

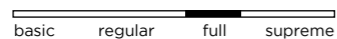


SIZE

- S
- M
- L
- XL
- XL+
- 2XL+
- 3XL+



COMFORT LEVEL



**FEATURES**

50N ISO-certified (buoyancy aid) • Soft PVC foam • Front zipper for fast entry • Soft & flexible neoprene fabric • 1,5" adjustable webbing straps (2x) • Strong YKK buckles & YKK zipper • Safety D-ring for attaching an emergency cord • Water drainage system • Always a perfect fit: more comfort and safety • Available in plus sizes

**50 NEWTON BODYWARMER MEN MIDNIGHT BLUE**

Midnight Blue 244920023

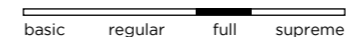


SIZE

- XS
- S
- M
- L
- XL
- 2XL+
- 3XL+



COMFORT LEVEL



**FEATURES**

50N ISO-certified (buoyancy aid) • Comfort and fit of a casual bodywarmer • Front zipper for fast entry • Strong and light weight nylon • Strong YKK zipper • Always a perfect fit: more comfort and safety • Available in plus sizes • Water drainage system • Inside pocket with carbine hook (2x) • Safety D-ring for attaching an emergency cord



The bodywarmer deserves his name due to the 50 Newton floatability.







# WOMEN


## FRAGMENT VEST WOMEN VINTAGE TEAL

Item 244920018





## FRAGMENT VEST WOMEN GREY

Item 244920019



### SIZE

- XS
- S
- S+
- M
- M+
- L
- XL
- 2XL



### COMFORT LEVEL

basic    regular    full    **supreme**

### FEATURES

- 50N ISO-certified (buoyancy aid)
- Comfort and fit of a non-certified vest (impact vest / comp vest)
- Soft PVC foam
- Separated foam panels for maximum freedom of movement
- Soft & flexible supreme stretch fabric
- Front zipper for fast entry
- Strong YKK buckle & YKK zipper
- Protective zipper flap and cover
- Always a perfect fit: more comfort and safety
- Longer feminine fit
- Available in plus sizes
- Water drainage system
- Inside pocket with waterproof bag connectorcord
- Safety D-ring for attaching an emergency cord

### UNIFY VEST WOMEN HOT PINK

Item 244921003



### UNIFY VEST WOMEN BLACK

Item 244921002




### UNIFY VEST WOMEN VINTAGE TEAL

Item 244920014



SIZE

XS S S+ M M+ L XL 2XL




COMFORT LEVEL

basic regular full supreme

### FEATURES

50N ISO-certified (buoyancy aid) • Comfort of a non-certified vest • Soft PVC foam • Front zipper for fast entry • Soft & flexible neoprene fabric • Split foam panels for maximum freedom of movement • 1,5" integrated adjustable webbing strap • Strong buckle & YKK zipper • Always a perfect fit: more comfort and safety • Available in plus sizes • Water drainage system • Inside pocket with waterproof bag connectorcord • Safety D-ring for attaching an emergency cord






**NEOPRENE VEST WOMEN COOL GREY**

Item 244920015





**NEOPRENE VEST WOMEN MIDNIGHT BLUE**

Item 244920016



SIZE XS S S+ M M+ L XL 2XL 3XL

SIZE XS S S+ M M+ L XL 2XL



**COMFORT LEVEL**

basic regular full supreme

**FEATURES**

- 50N ISO-certified (buoyancy aid) • Soft PVC foam • Front zipper for fast entry • Soft & flexible neoprene fabric • Always a perfect fit: more comfort and safety • Short fit for more freedom of movement • Available in plus sizes • 1,5" Integrated adjustable webbing straps (2x) • Strong YKK buckles & YKK zipper • Safety D-ring for attaching an emergency cord • Water drainage system

## NYLON VEST WOMEN VINTAGE TEAL

Item 244821001



SIZE XS S S+ M M+ L XL 2XL

### COMFORT LEVEL



### FEATURES

50N ISO-certified (buoyancy aid) • Lightweight EPE-foam • Front zipper for fast entry • Strong & lightweight nylon fabric • Short fit for more freedom of movement • 1,5" Integrated adjustable webbing straps (2x) • Strong YKK buckle & YKK zipper • Always a perfect fit: more comfort and safety • Available in plus sizes • Water drainage system • Safety D-ring for attaching an emergency cord



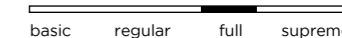
## 50 NEWTON BODYWARMER WOMEN DARK TEAL

Dark teal 244920022




SIZE XS S S+ M M+ L XL 2XL

### COMFORT LEVEL



### FEATURES

50N ISO-certified (buoyancy aid) • Comfort and fit of a casual bodywarmer • Front zipper for fast entry • Strong and light weight nylon • Strong YKK zipper • Always a perfect feminine fit: more comfort and safety • Available in plus sizes • Water drainage system • Inside pocket with carabine hook (2x) • Safety D-ring for attaching an emergency cord



The bodywarmer deserves his name due to the 50 Newton floatability.

# UNISEX



## 4 BUCKLE VESTS

Hot Pink 244820006  
Black 244820008

Blue 244820007  
Red 244820005



SIZE XS S M L XL 2XL



SIZE XS S M L XL 2XL 3XL



SIZE XS S M L XL 2XL 3XL 4XL



SIZE XS S M L XL 2XL 3XL



### COMFORT LEVEL

basic regular full supreme


### FEATURES

50N ISO-certified (buoyancy aid) • Soft PVC foam on front & sides, lightweight EPE foam on back • Strong & lightweight nylon fabric • 1,5" adjustable webbing straps (4x) • Strong YKK buckles • Always a perfect fit: more comfort and safety • Safety D-ring for attaching an emergency cord • Water drainage system • Unisex fit

**DUAL VESTS**

Black 244820016  
Blue 244820013

Lime Green 244820012  
Red 244820014



SIZE **S/M** **L/XL** **2XL/3XL** **4XL/5XL**



**COMFORT LEVEL**

basic regular full supreme

**FEATURES**

50N ISO-certified (buoyancy aid) • Lightweight EPE foam • Strong & lightweight nylon fabric • 1" adjustable webbing straps (4x) • Strong YKK buckles • Safety D-ring for attaching an emergency cord • Water drainage system • Comfortable due to nylon sides • Unisex fit



## UNIVERSAL VESTS

Lime Green 244820010

Red 244820009

Blue 244820011



SIZE **UNI**

### COMFORT LEVEL


basic regular full supreme

### FEATURES

50N ISO-certified (buoyancy aid) • Lightweight EPE foam • Strong & lightweight nylon fabric • 1" adjustable webbing straps (3x) • Strong YKK buckles • Water drainage system • Adjustable sizing due to open sides • Unisex fit • Safety D-ring for attaching an emergency cord

## UNIVERSAL PACKAGE

Item 244817771



SIZE **PCS.**

### COMFORT LEVEL

basic regular full supreme

### FEATURES

Package: 4 vests • 100N ISO-certified (life jacket) • Lightweight EPE foam • Strong & lightweight nylon fabric • Bright color & reflecting panels for optimal visibility • Whistle in case of emergency • Ventilating bag • Unisex fit • Ventilating transparent bag • Mesh bag with handle

## EASY BOATING PACKAGE

Item 244817770



### COMFORT LEVEL

basic regular full supreme

SIZE **UNI**

### FEATURES

Package: 4 vests • 100N ISO-certified (life jacket) • Lightweight EPE foam • Strong & lightweight nylon fabric • Bright color & reflecting panels for optimal visibility • Whistle in case of emergency • Ventilating bag • Unisex fit

## PET VEST

Red 240020001

Hot Pink 240020002



SIZE **XS S M L XL**

### FEATURES

Strong & lightweight nylon fabric • EPE foam • Reflective handle on back of the vest • 1" adjustable webbing straps • Strong YKK buckle and zipper • Safety D-ring for attaching an emergency cord and dog leash

## COMFORT BOATING VEST ORANGE

Item 244817579



### COMFORT LEVEL

basic regular full supreme

SIZE **S M L XL**

### FEATURES

100N ISO-certified (life jacket) • Lightweight EPE foam • Strong & lightweight nylon fabric • Front zipper for fast entry • 1,5" adjustable webbing strap (1x) • 1" Adjustable webbing strap (1x) • Strong YKK buckles & YKK zipper • Crotch strap for optimal safety • Bright color & reflecting panels for optimal visibility • Whistle in case of emergency • Unisex fit

## DOG LEASH

Item 210020001



SIZE **PCS.**

### FEATURES

Length 8ft/2.43m. • 6 inch / 15.24 cm • Rubber grip handle


# KIDS



## NEOPRENE VESTS YOUTH

Black 244921009  
Blue 244921012

Hot Pink 244921010  
Lime Green 244921011  
Red 244921013



### COMFORT LEVEL

basic regular full supreme

SIZE 116 128 140 152 164 176

### FEATURES

- 50N ISO-certified (buoyancy aid) • Soft PVC foam • Front zipper for fast entry
- Soft & flexible neoprene fabric • 1,5" adjustable webbing straps (2x)
- Strong buckles & YKK zipper • Water drainage system • Unisex fit




**NYLON VESTS YOUTH**

Red 244820002  
Hot Pink 244820003

Lime Green 244820004  
Blue 244820001



SIZE **UNI**



**COMFORT LEVEL**

basic regular full supreme

**FEATURES**

50N ISO-certified (buoyancy Aid) • Lightweight EPE foam • Strong & lightweight nylon fabric • 1,5" adjustable webbing straps (3X) • Strong YKK buckles • Water drainage system • Unisex fit • One size 30-40 kg



## 50 NEWTON BODYWARMER YOUTH

Dark Teal 244920024

Midnight Blue 244920025



**SIZE** 6 8 10 12 14 16

### COMFORT LEVEL

basic regular full supreme

### FEATURES

50N ISO-certified (buoyancy aid) • Comfort and fit of a casual bodywarmer • Front zipper for fast entry • Strong and light weight nylon • Strong YKK zipper • Always a perfect fit: more comfort and safety • Water drainage system • Inside pocket with carbine hook (2x) • Safety D-ring for attaching an emergency cord



## NEOPRENE SAFETY VEST YOUTH

Item 244920001



### COMFORT LEVEL

basic regular full supreme

**SIZE** XS/S M/L

### FEATURES

100N ISO-certified (life jacket) • EPE foam • Front zipper for fast entry • Soft & flexible neoprene fabric on the outside and light 3D fabric on the inside • 1" adjustable webbing straps (2x) • Strong YKK buckles & YKK zipper • Water drainage system • Unisex fit • Crotch straps for optimal safety • Whistle in case of emergency • Bright color & reflecting panels for optimal visibility • Sizes: XS/S: <20 kg, M/L: 20-30 kg

## COMFORT BOATING VEST

Yellow 244817374

Orange 244817375



### COMFORT LEVEL

basic regular full supreme

**SIZE** 4XS 3XS/2XS XS/S M/L

### FEATURES

100N ISO-certified (life jacket) • Lightweight EPE foam • Strong & lightweight nylon fabric • Front zipper for fast entry • 1,5" adjustable webbing strap (1x) • 1" adjustable webbing strap (1x) • Strong YKK buckles & YKK zipper • Crotch straps for optimal safety • Bright color & reflecting panels for optimal visibility • Whistle in case of emergency • Unisex fit • Sizes: 4XS: 3-10 kg, 3XS/2XS: 10-15 kg, XS/S: 15-20 kg, M/L: 20-30 kg

## SCRIBBLE VEST

Item 248917009



### COMFORT LEVEL

basic regular full supreme

**SIZE** UNI

### FEATURES

50N ISO-certified (buoyancy aid) • Lightweight EPE foam • Front zipper for fast entry • Strong & lightweight nylon fabric • 1" Adjustable webbing straps (2x) • Strong YKK buckles • Strong YKK zipper • Water drainage system • Unisex fit • Crotch straps for optimal safety • One size: 30-40 kg

# WETSUITS

FASHIONABLY WARM.

## HOW TO CHOOSE

133

## MEN

Shorties	135
Fullsuits	135, 138
Long johns and jackets	140
Steamers	143

## WOMEN

Shorties	145
Fullsuits	145, 149
Long johns and jackets	150
Steamers	151

## KIDS

Shorties	155
Fullsuits	156
Steamer	157

## DRYSUIT

152

## PONCHO

153

## NEOPRENE ACCESSORIES

153

## FOR ALL WATERSPORTS

With a Jobe wetsuit you can enjoy watersports all year long! The thickness of the neoprene and the length of the suit, construction of the seams, and the thermo lining determines the warmth of a wetsuit. Jobe wetsuits go from 1.5mm neoprene to 5/3mm neoprene with thermo lining. 5/3 means that we use 5mm neoprene on the torso and 3mm on the arms and legs.

Jobe has developed all wetsuits by using specific ergonomic panels for optimal freedom of movement and comfort by each design. For optimal use during watersport.

Also this year's collection is carefully designed with fresh new colors, exciting new prints and bright details. Every individual Jobe wetsuit matches with a vest, board, tube or ski.

**Mix and find your perfect Match!**



## NEW D3O SHINPROTECTOR

When you're out on a jet ski, you want your wetsuit to protect you - aside from keeping you warm. With the new innovative panels in our Detroit fullsuit 3/2mm and Toronto Long John 2mm you get that extra protection with help of the durable D3O material.

The original D3O panel is redesigned into 2 separate panels to extend the area of protection and increase the comfortability. The level of protection is created by integrating the D3O panel at the knee area. The second panel for the shin area is made of D3O LITE and was expanded in the design phase so it would cover a larger surface. D3O LITE is a range of soft, lightweight foams that offer enhanced cushioning and long-term comfort.

## LIMESTONE

At Jobe Sports, we use a Limestone based neoprene a kind of neoprene which comes with lots of benefits. It's lighter, it tends to soak up less water. It's warmer, limestone has better isolation qualities. It has more elasticity. We combine this with the limestone neoprene which is more flexible and offers great freedom of movement for the ultimate watersports experience. It's more durable, what also makes a limestone wetsuit more durable is that this fabric is more resistant to tearing than oil-based wetsuits. It's more ECO-friendly, limestone neoprene is more durable so you don't have to replace it as fast, which is the rest of the main reasons it's more eco-friendly. The second reason is the resource itself, which is less harmful to the environment, making it a more eco-friendly product.




## WHAT WE'RE MADE OF

We demand only the best neoprene for our wetsuits. Neoprene is the most important determinant of stretch and because we believe you should comfortably perform water sports, Jobe wetsuits all have a good level of stretch. Enjoy the comfort and flexibility of how we incorporate stretch in our wetsuits.




### REGULAR STRETCH

1. Polyester top layer
2. Polyester bottom layer
3. Cr foam for a comfortable feeling



### FULL STRETCH

1. Polyester top layer for excellent stretch, a smooth feeling and a soft touch
2. Stretch polyester bottom layer
3. Scr foam for a comfortable feeling



### SUPREME STRETCH

1. Stretch polyester top layer for excellent stretch, a smooth feeling and a soft touch
2. Stretch polyester bottom layer with a thermo finish
3. Cr foam for a comfortable feeling and extra stretch

### REGULAR STRETCH

basic regular full supreme

### FULL STRETCH

basic regular full supreme

### SUPREME STRETCH

basic regular full supreme

## FILLED WITH FEATURES & TECHNIQUES

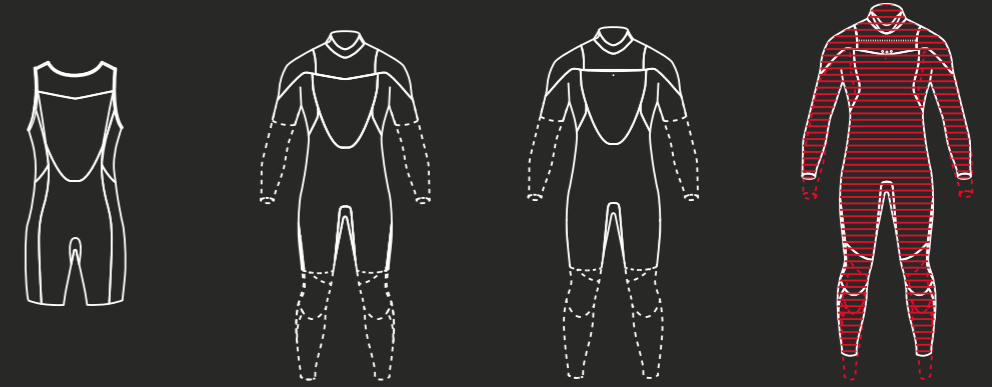
A wetsuit protects your body & keeps your body warm in the water. Jobe wetsuits are produced from the highest quality neoprene. As a result, the overall level of stretch is much higher than normally used. On top of that all wetsuits are developed with specific ergonomic panels for optimal freedom of movement and comfort in each design. But it doesn't stop there; we also use drainage thermo inner lining in our steamers to keep you optimal warm. This technique quickly drains the cold water and keeps your body heat. Also we have strengthened our seams to ensure durability use.

Discover your perfect Jobe wetsuit that matches the level of stretch and warmth you need!



## CHOOSE YOUR WETSUIT

Choosing your wetsuits is dependent on the water temperature and the type of water sports you want to perform. Wakeboarding or slalom skiing demands a higher level of stretch than laying on a tube. Therefore you want to look for the level of stretch in a wetsuit. Besides that, a chest zip gives more flexibility to the wetsuit, while a back zip means the wetsuit is easier to put on. Knowing the temperature of the water is very important. Colder temperatures require more high end wetsuits like our steamers that use a lot of techniques to keep you warm. Enjoying a tubing day in the summer? Then look for a shorty wetsuit instead.

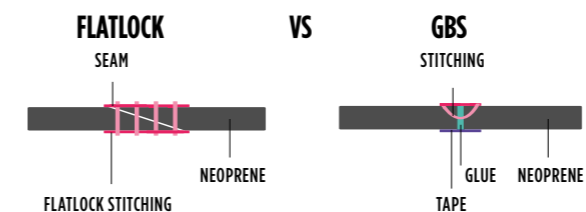


### WATER TEMPERATURE



## STITCHING TECHNIQUES

The stitching of the seams is an important determinant of the warmth and flexibility of the wetsuit. Flatlock stitching is most common and it is a super durable technique. Flatlock stitching perforates the neoprene which means water might still enter the wetsuit. Therefore we use the GBS technique in our high end wetsuits to give extra flexibility and that are meant to keep you warm. GBS stands for glued and blind stitched. The neoprene is first glued and afterwards it's stitched. The stitching is only down half through so it doesn't perforates the neoprene. Water does not enter the wetsuit that way and that is what you want in cold water temperatures.



# MEN






## ATLANTA SHORTY 2MM

Item 303620001

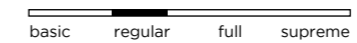


## ATLANTA FULLSUIT 2MM

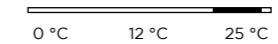
Item 303520001



### STRETCH



### WATER TEMPERATURE




### SIZE



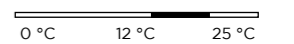
### FEATURES

2 mm regular stretch neoprene • Durable flatlock seams • Strengthening tape inside • Back zipper for fast entry • CE certified

### STRETCH



### WATER TEMPERATURE



### SIZE



### FEATURES

2 mm regular stretch neoprene • Durable flatlock seams • Strengthening tape inside • Back zipper for fast entry • Protective strong knee pads • CE certified

**PERTH SHORTY 1.5MM**

Item 303621004



**PERTH SHORTY CHESTZIP 3|2MM**

Item 303620003






**PERTH SHORTY 3|2MM**

Graphite Grey 303621002

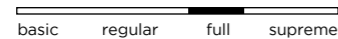
Red 303621003

Blue 303621001

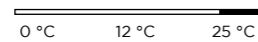
Teal 303621009



**STRETCH**



**WATER TEMPERATURE**



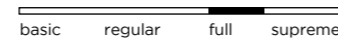
**SIZE**

- S
- M
- L
- XL
- 2XL
- 3XL

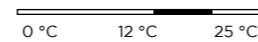
**FEATURES**

1.5 mm full stretch neoprene • Durable flatlock seams • Back zipper for fast entry • Strengthening tape inside

**STRETCH**



**WATER TEMPERATURE**



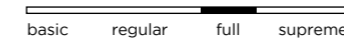
**SIZE**

- S
- M
- L
- XL
- 2XL

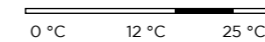
**FEATURES**

3 mm neoprene on chest & back, 2 mm on other panels • Full stretch neoprene • Chest zipper for max flex & minimal water entry • Durable flatlock seams • Strengthening tape inside

**STRETCH**



**WATER TEMPERATURE**



**SIZE GRAPHITE GREY**

- XS
- S
- M
- L
- XL
- 2XL
- 3XL
- 4XL

**SIZE RED**

- S
- M
- L
- XL
- 2XL
- 3XL

**SIZE BLUE**

- S
- M
- L
- XL
- 2XL
- 3XL

**SIZE TEAL**


- S
- M
- L
- XL
- 2XL
- 3XL

**FEATURES**

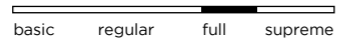
3 mm neoprene on chest & back, 2 mm on other panels • Full stretch neoprene • Durable flatlock seams • Strengthening tape inside • Back zipper for fast entry

**PERTH FULLSUIT CHESTZIP 3|2MM**

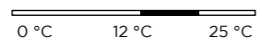
Item 303520004



**STRETCH**



**WATER TEMPERATURE**



**SIZE**



**FEATURES**

3 mm neoprene on chest & back, 2 mm on other panels • Full stretch neoprene • Durable flatlock seams • Strengthening tape inside • Chest zipper for max flex & minimal water entry • Protective strong knee pads



**PERTH FULLSUIT 3|2MM**

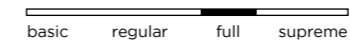
Graphite Grey 303521003

Red 303521001

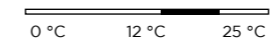
Blue 303521002



**STRETCH**



**WATER TEMPERATURE**



**SIZE GRAPHITE GREY**



**SIZE RED**



**SIZE BLUE**



**FEATURES**

3 mm neoprene on chest & back, 2 mm on other panels • Full stretch neoprene • Durable flatlock seams • Strengthening tape inside • Back zipper for fast entry • Protective strong knee pads

**TORONTO LONG JOHN 2MM**

Item 303821001

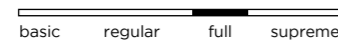


**TORONTO JACKET 2MM**

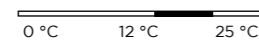
Item 303821002



**STRETCH**



**WATER TEMPERATURE**



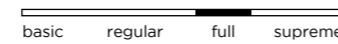
**SIZE**

- S
- M
- L
- XL
- 2XL
- 3XL

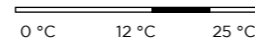
**FEATURES**

2 mm full stretch neoprene • Durable flatlock seams • Improved velcro shoulder entry • Breathable back knees • Protective strong kneepads • Large armholes for maximum freedom of movement

**STRETCH**



**WATER TEMPERATURE**



**SIZE**

- S
- M
- L
- XL
- 2XL
- 3XL

**FEATURES**

2 mm full stretch neoprene • Durable flatlock seams • Front zipper for fast entry

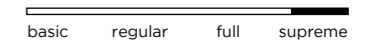


**YUKON FULLSUIT CHESTZIP 5|3MM**

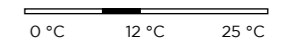
Item 303519100



**STRETCH**



**WATER TEMPERATURE**



**SIZE**

- S
- M
- MT
- L
- LT
- XL
- 2XL


**FEATURES**

5 mm neoprene on chest & back, 3 mm on other panels • Supreme stretch neoprene • Glued & blind stitched seams: no water entry through seams • Neoprene taped seams inside for maximum warmth, strength & protection • Chest zipper for max flex & minimal water entry • Comfy minimal seam technology • Drainage thermo inner lining: warm & dry (full wetsuit) • Available in tall sizes • Adjustable & detachable ankle straps • Protective strong knee pads • Water drainage system • Water blocking wrist cuffs • Key pocket with elastic cord




**TORONTO JET LONG JOHN 2MM SHINPROTECTOR**

Item 303821003



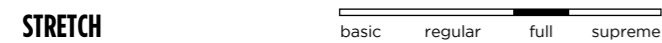
**TORONTO JET JACKET FRONTZIP 2MM**

Item 303821004



**DETROIT JET FULLSUIT PRE-SHAPED ARMOR 3|2MM**

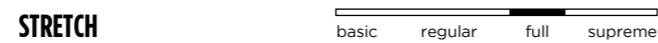
Item 303521004



**SIZE** S M L XL 2XL 3XL

**FEATURES**

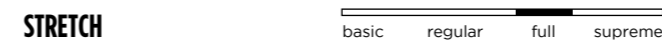
2 mm full stretch neoprene • Durable flatlock seams • Strengthening tape inside • Velcro shoulder entry • Breathable back knees • D3O shin & knee protection ([www.d3o.com](http://www.d3o.com)) • Extra comfortable & extra long shin panel • Large armholes for maximum freedom of movement



**SIZE** S M L XL 2XL 3XL

**FEATURES**


2 mm full stretch neoprene • Durable flatlock seams • Front zipper for fast entry



**SIZE** S M L XL 2XL

**FEATURES**

3mm neoprene on chest & back, 2mm on other panels • Pre-curved jetski stance shape for optimal comfort • D3O impact protectors on shins, knees, elbows & shoulders ([www.d3o.com](http://www.d3o.com)) • Soft, flexible & breathable stitched seams • Extra comfortable & extra long shin panel • Strengthening tape inside • Back zipper for fast entry • Water drainage system





# WOMEN





## SAVANNAH SHORTY 2MM

Item 303620002

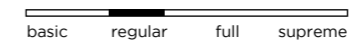


## SAVANNAH FULLSUIT 2MM

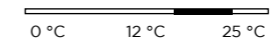
Item 303520002



### STRETCH



### WATER TEMPERATURE



### SIZE



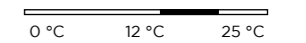
### FEATURES

2 mm regular stretch neoprene • Durable flatlock seams • Strengthening tape inside • Back zipper for fast entry • Feminine fit • CE certified

### STRETCH



### WATER TEMPERATURE



### SIZE



### FEATURES

2 mm regular stretch neoprene • Durable flatlock seams • Strengthening tape inside • Back zipper for fast entry • Protective strong knee pads • Feminine fit • CE certified

**SOFIA SHORTY 1.5MM**

Vintage Teal 303621011



**SOFIA SHORTY SHORT 2MM**

Vintage Teal 303621013




**SOFIA SHORTY 3|2MM**

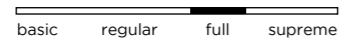
Hot Pink 303621010



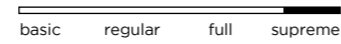
Vintage Teal 303620005




**STRETCH**



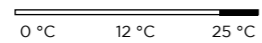
**STRETCH**



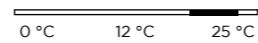
**STRETCH**



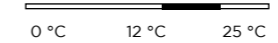
**WATER TEMPERATURE**



**WATER TEMPERATURE**



**WATER TEMPERATURE**



**SIZE**



**SIZE**



**SIZE**



**SIZE**



**FEATURES**

1.5 mm full stretch neoprene • Durable flatlock seams • Strengthening tape inside • Back zipper for fast entry • Feminine fit

**FEATURES**

2 mm supreme stretch neoprene • Durable flatlock seams • Strengthening tape inside • Short front zipper • Feminine fit

**FEATURES**


3 mm neoprene on chest & back, 2 mm on other panels • Full stretch neoprene • Durable flatlock seams • Strengthening tape inside • Back zipper for fast entry • Feminine fit

**SOFIA SHORTY LONGSLEEVE 3|2MM VINTAGE TEAL**

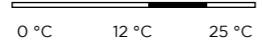
Item 303621012



**STRETCH**



**WATER TEMPERATURE**




**SIZE**



**FEATURES**

- 3 mm neoprene on chest & back, 2 mm on other panels
- Full stretch neoprene
- Durable flatlock seams
- Strengthening tape inside
- Back zipper for fast entry
- Water blocking wrist tape
- Feminine fit






**SOFIA FULLSUIT 3|2MM**

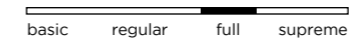
Midnight Blue 303520006

Hot Pink 303521006

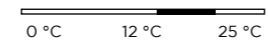
Vintage Teal 303520007



**STRETCH**



**WATER TEMPERATURE**



**SIZE**



**SIZE**



**SIZE**




**FEATURES**

- 3 mm neoprene on chest & back, 2 mm on other panels
- Full stretch neoprene
- Durable flatlock seams
- Strengthening tape inside
- Back zipper for fast entry
- Protective strong knee pads
- Feminine fit

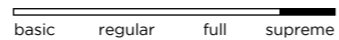


**PORTO LONG JOHN 2MM**

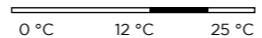
Item 303821005



**STRETCH**



**WATER TEMPERATURE**



**SIZE**

- XS
- S
- M
- L
- XL

**FEATURES**



**Long John:** 2 mm supreme stretch neoprene • Durable flatlock seams • Improved velcro shoulder entry • Breathable back knees • Protective strong knee pads • Feminine fit • Large armholes for maximum freedom of movement  
**Jacket:** 2 mm supreme stretch neoprene • Durable flatlock seams • Front zipper for fast entry • Feminine fit

**PORTO JACKET 2MM**

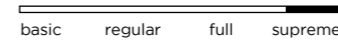
Item 303821006

**VICTORIA FULLSUIT CHESTZIP 3|2MM**

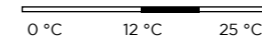
Item 303519210



**STRETCH**



**WATER TEMPERATURE**



**SIZE**


- S
- M
- L
- XL

**FEATURES**

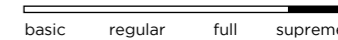
3 mm neoprene on chest & back, 2 mm on other panels • Supreme stretch neoprene • Strengthening tapes inside • Back zipper for fast entry • Warm thermo inner lining (chest, back & upper legs) • Protective strong knee pads • Comfy minimal seam technology • Water drainage system • Water blocking wrist & ankle tape • Feminine fit

**ASPEN FULLSUIT CHESTZIP 5|3MM**

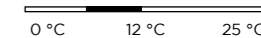
Item 303519200



**STRETCH**



**WATER TEMPERATURE**



**SIZE**

- S
- M
- L
- XL
- 2XL

**FEATURES**

5 mm neoprene on chest & back, 3 mm on other panels • Supreme stretch neoprene • Drainage thermo inner lining: warm & dry (full wetsuit) • Glued & blind stitched seams: no water entry through seams • Neoprene taped seams inside for maximum warmth, strength & protection • Comfy minimal seam technology • Strengthening tape inside • Chest zipper for max flex & minimal water entry • Adjustable & detachable ankle straps • Protective strong knee pads • Key pocket with elastic cord • Feminine fit • Water blocking wrist cuffs • Water drainage system

## DRYSUIT

Item 303719001

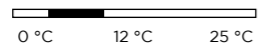


## NEOPRENE JACKET

Item 300017550



### WATER TEMPERATURE



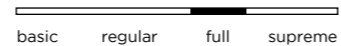
### SIZE

XS S M L XL 2XL

### FEATURES

210 denier breathable nylon fabric combined on main body, 400D polyester on other parts • Water repellent tricot coated fabric • Waterproof taped seams • Latex neck, wrists and ankles to block water entry • Waterproof zipper at the back • Adjustable velcro wrists & ankles

### STRETCH



### SIZE

S M L XL

### FEATURES

1.5 mm full stretch neoprene • Durable flatlock seams • Warm thermo inner lining • Water repellent & wind proof outer fabric • Front zipper for fast entry • Adjustable wrist closing



## WET GEAR BAG

Item 220017001



### FEATURES

Waterproof tarpaulin bag • 2 webbing handles for easy carrying • Take your wet gear with you

## PONCHO

Item 560021001



### SIZE

UNI

### FEATURES

Soft & quick dry fabric • Keeps you warm • Made in Europe • Towel for changing • One size • 90% organic cotton and 10% polyester

## NEOPRENE SHORT

Item 300017150



### SIZE

S M L XL 2XL 3XL

### FEATURES

2 mm supreme stretch neoprene • Durable flatlock seams

## NEOPRENE SOCKS

Item 300017554



### SIZE


S M L

### FEATURES

3 mm full stretch neoprene • Glued & blind stitched seams: no water entry through seams • pre-curved shape for optimal comfort • unisex fit

## NEOPRENE HOOD

Item 300020001



### SIZE

S M L

### FEATURES


4 mm supreme stretch neoprene • GBS stitching • Perforated ear holes



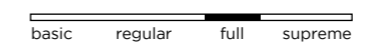
# KIDS

## BOSTON SHORTY 2MM

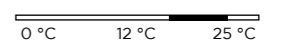
Teal 303621008      Red 303621006      Hot Pink 303621007      Blue 303621005



### STRETCH



### WATER TEMPERATURE



### SIZE



### FEATURES

2 mm full stretch neoprene • Durable flatlock seams • Strengthening tape inside • Back zipper for fast entry • Unisex fit • CE certified

### BOSTON FULLSUIT 3|2MM

Hot Pink 303521009

Red 303521008

Blue 303521007

Teal 303521010



**STRETCH**  basic regular full supreme

**WATER TEMPERATURE**  0 °C 12 °C 25 °C

**SIZE**  104 116 128 140 152 164 176

#### FEATURES

3 mm neoprene on chest & back, 2 mm on other panels • Full stretch neoprene • Durable flatlock seams • Strengthening tape inside • Back zipper for fast entry • Protective strong knee pads • Unisex fit • CE certified

### MALMÖ FULLSUIT 5|3MM

Item 303519300




**STRETCH**  basic regular full supreme

**WATER TEMPERATURE**  0 °C 12 °C 25 °C

**SIZE**  L XL 2XL 3XL

#### FEATURES

5 mm neoprene on chest & back, 3 mm on other panels • Warm thermo inner lining (chest & back) • Supreme stretch neoprene • Comfy minimal seam technology • Glued & blind stitched seams: no water entry through seams • Key pocket with elastic cord • Strengthening tape inside • Chest zipper for max flex & minimal water entry • Protective strong knee pads • Water blocking wrist & ankle tape • Water drainage system • Unisex fit





# MULTI POSITION BOARDS

AN UNLIMITED AMOUNT OF FUN IN JUST ONE BOARD.

HOW TO CHOOSE 159

MULTI POSITION BOARDS 160

ACCESSORIES 161



## MEET THE JOBE MULTIPOSITION BOARDS

CHIPPER



**POSITIONS**

5 Positions

Lay down, kneel basic, kneel advanced, stand sideways, stand straight

STIMMEL



**POSITIONS**

6 Positions

Lay down, kneel basic, kneel advanced, surf, stand sideways, stand straight

OMNIA



**POSITIONS**

6 Positions

Lay down, kneel basic, kneel advanced, surf, stand sideways, stand straight

**UNIQUE TOW POINT AND INTEGRATED SIDE HANDLES**

Place your handle in this unique tow hook point, which will ensure an easy start and will give a tubing-like and playful feeling. You can hold on tight using the handles which we've placed on all of our multiposition boards.



**ROTOMOLDED**

Our Stimmel & Chipper are roto molded models, which makes both boards super strong and durable



**VS.**

**COMPRESSION MOLDED**

Our Omnia board is compression molded out of PU foam and fiberglass which makes the product strong, thin and light resulting in an more playfulness and responsive board.



### STIMMEL MULTI POSITION BOARD

Item 252520001  
 Package 258820004



### OMNIA MULTI POSITION BOARD

Item 252320001



### CHIPPER MULTI POSITION BOARD WITH HANDLE

Package: 252520002

#### FEATURES


Board includes rope and handle • Tow point for easy starts and towing • Nylon webbing side handle • Comfortable EVA traction pad provides a great foothold • Channel bottom design • All-in-one product • Diameter: 39,37" / 100cm



#### FEATURES

Removable surf fins • Injection molded side handle with integrated Tow Hook • Comfortable anti slip EVA deck • Manoeuvrable shape • All-in-one product • Weight: 7kg • Dimensions: 135 cm x 57 cm x 5 cm / 53,15" x 22,44" x 1,97"

#### PACKAGE CONTAINS




Tow Hook Handle

#### FEATURES

High press core • Tri-tech fiberglass • Thin profile maneuverable shape • Injection molded side handle with integrated tow hook • Easy slip-in foot straps • Comfortable anti-slip EVA deck • All-in-one product • Weight 5,8kg / 12,8lbs • Dimensions: 147 cm x 59 cm x 9 cm / 58" x 23,25" x 3,5"

#### TOW HOOK HANDLE

Blue 211220005      Red 211220007



#### MULTI PADDED BOARD BAG

Item 220021001



Super strong 600D nylon • 122x41x20 CM • Fully padded • Fits all Jobe kneeboards, wakeboards, wakesurfers and most multi position boards • Big front pocket • Extra long zipper • water drains • Easy-to-carry comfortable straps • Tie-down straps

15 inch/38.1 cm wide handle • 27,4 mm thick round grip • EVA profiled handle grip • 16 strand main line • 65ft / 19.81 m main line with 2 extensions 5ft / 1.5m • Super-durable rubber tow hook handle for easy starts • Fits the Jobe Omnia and Stimmel

### DISCOVER THE DIFFERENT WATERSPORTS POSITIONS OF THE OMNIA & STIMMEL & CHIPPER

Turn, twist and jump: everything's possible with the Jobe multiposition boards. You can use it to water ski, kneeboard, lay down and ride like a towable, wakeboard, wakesurf and sit on it. Find your position and go play!



# KNEEBOARDS

THESE DO THE TRICK.

HOW TO CHOOSE  
KNEEBOARDS  
ACCESSORIES

163  
164  
167



## CHOOSE YOUR KNEEBOARD



**STREAK**

With the Streak we created a durable entry-level board which offers a fast learning curve. Molded fins give more grip and add to the response of the board, making it perfect for progressing on it.



**SENTRY**

A twin tip kneeboard which is perfect for beginners. The Sentry has a shape and base which is designed to give a more forgiving feel, while it's twin outline allows you to play around.



**PROPHECY**

Your entry way to a wide range of tricks! A light and stable board due to its foam core combined with a wide outline. This makes the Prophecy a playful board which is perfect for learning tricks.



**STAGE**

Our high-end kneeboard with an advanced core. The hybrid core in this board makes the Stage our lightest board whilst ensuring the best response. For those who demand nothing but the best!

### EASY START

Both the Streak and Sentry feature an integrated tow hook which make an easy start possible.



### ROTO MOLDED VS COMPRESSION MOLDED

The streak and Sentry boards are produced using rotomolded foam injection, this give the boards extra buoyancy and durability. Our high end kneeboards are made using compression molding. The high-press core is covered in Tri-tech fiberglass to produce an light and thin board ensuring a strong product with the best response and playfulness.



### STREAK KNEEBOARD VINTAGE TEAL

Item 252521001  
 Package 258821002



### STREAK KNEEBOARD RED

Item 252521002  
 Package 258821001



### SENTRY KNEEBOARD

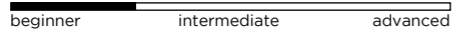
Item 252721001  
 Package 258821003



#### RESPONSIVE



#### RIDER LEVEL



#### FEATURES

Fully padded single kneeboard strap • Comfortable EVA foam knee pad • Molded fins for extra traction • Easy start handle hook • Max rider weight 100kg • Board: 133 cm / 52,4"

#### PACKAGE CONTAINS

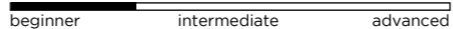
Transparent Kneeboard Bag • Streak Kneeboard Blue • Universal Vest lime • Tow Hook Handle



#### RESPONSIVE



#### RIDER LEVEL



#### FEATURES


Fully padded single kneeboard strap • Comfortable EVA foam knee pad • Molded fins for extra traction • Easy start handle hook • Max rider weight 100kg • Board: 133 cm / 52,4"

#### PACKAGE CONTAINS

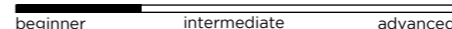
Transparent Kneeboard Bag • Streak Kneeboard Red • Universal Vest Red • Tow Hook Handle



#### RESPONSIVE



#### RIDER LEVEL



#### FEATURES

Fully padded single kneeboard strap • Comfortable EVA foam knee pad • Molded fins for extra traction • Easy start handle hook • Twin tip • Max rider weight 120kg

#### PACKAGE CONTAINS

Transparent Kneeboard Bag • Sentry Kneeboard • Universal Vest blue • Tow Hook Handle





## PROPHECY KNEEBOARD

Item 252321002



## STAGE KNEEBOARD

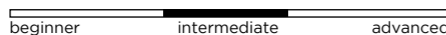
Item 252321001



### RESPONSIVE



### RIDER LEVEL



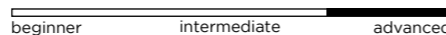
### FEATURES

High press core • Fully padded single kneeboard strap • Tri-tech fiberglass • Comfortable EVA foam knee pad • Molded fins and deep channels for extra traction • Max rider weight 120kg

### RESPONSIVE



### RIDER LEVEL



### FEATURES

Hybrid core • Fully padded single kneeboard strap • Tri-tech fiberglass • ABS impact rails • Flex construction • Comfortable EVA foam knee pad • Max rider weight 120kg



## MULTI PADDED BOARD BAG

Item 220021001




### FEATURES


Super strong 600D nylon • 122x41x20 cm • Fully padded • Big front pocket • Extra long zipper • Water drains • Easy-to-carry comfortable straps • Tie-down straps • Fits all Jobe kneeboards, wakeboards, wakesurfers and most multiposition boards

## TOW HOOK HANDLE

Blue 211220005



Red 211220007



### FEATURES

15 inch / 38.1 cm wide handle • 27,4 mm thick round grip • EVA profiled handle grip • 16 strand main line • 65ft / 19.81 m main line with 2 extensions 5ft / 1.5 m • Super-durable rubber tow hook handle for easy starts • Fits all Jobe kneeboards and the Jobe Omnia and Stimme!

# WATERSKI

NEVER GETS OLD.

## HOW TO CHOOSE

169

## SKIS

Slalom skis 170  
Combo skis 173  
Trainers 175

## SKI PACKAGES

Slalom ski packages 171  
Combo ski packages 174

## BINDINGS

176

## ACCESSORIES

176

## CHOOSE YOUR WATERSKI

Choosing your ski depends on your skill level and consequently its maneuverability. Combo skis come as a pair and are great to learn the sport. Start with a pair to learn how to water ski and progress to a single ski to perform your first slalom sessions. Ready to advance? Increase your skills with a dedicated slalom ski. Tip: the wider the tip & tail, the easier the start. The narrower, the better the maneuverability. Select your performance ski now!

### COMBO SKIS

BEGINNER

INTERMEDIATE

ADVANCED



BUZZTRAINERS

HEMI TRAINERS

HEMI COMBO SKIS



ALLEGRE COMBO SKIS



MODE COMBO SKIS



MODE SLALOM SKI



BARON SLALOM SKI



ENCORE SLALOM SKI

### SLALOM SKIS

BEGINNER

INTERMEDIATE

ADVANCED




## TOE STRAP

The extra molded overlay adds more durability which is useful when you let go of your combo ski to continue slalom skiing.

## OUTLINES

Our ski's come with a tapered outline, ensuring the best time out on the water! A wide nose which runs narrow towards the tail of the ski give the ski it's floating capabilities and make sure the nose of your ski doesn't dive underwater. Add some extra rocker in the nose of your ski and you've got yourself one of the best pieces of watersports gear out there.



## TECHNOLOGY


Our range of ski's come with the best tech to ensure the best ride. The outline might give the ski's their floatation but the tech on the inside make for the dampening and response. A rim injection combined with metal rods for better response, bright fins for visibility, V-bottom for better traction and that's just the tip of the iceberg!





### ENCORE SLALOM SKI

Item 262320002



#### SIZE

67"

68"

#### FEATURES

- Sport level slalom ski
- 3 stage flex pattern
- PU Core
- Blended fiber-glass carbon composite lay up
- Silk screen top sheet
- Competition Tail
- Edge to edge concave

### ENCORE SLALOM SKI PACKAGE



#### ROGUE SLALOM BINDINGS RIGHT SET

67" - 268820006

68" - 268820008

#### ROGUE SLALOM BINDINGS LEFT SET

67" - 268820005

68" - 268820007



### HIGH-END SLALOM SKI

The Encore slalom ski and his towed down brother the Baron are designed for the real fanatics. Having a 3-end flex pattern ensures maximum stiffness when and where you need it. Combined with the narrower tail this will give you the ability to initiate turns faster and easier. Integrate this with an edge to edge concave to maintain maximum speed and control.

What defines the Encore slalom ski is its fully carbon layup that gives extra stiffness and improved response. Together with a competition tail makes this ski the most advanced slalom ski that brings your skills to the highest level.

### BARON SLALOM SKI

Item 262320001




### MODE SLALOM SKI + BINDING

Item 262520001



### MODE COMBO SKIS

Item 203220001



### HEMI COMBO SKIS

Item 202420001



#### SIZE

67" 69"

#### FEATURES

Recreational level • 3-stage rocker • Edge-to-edge concave for better traction • Foam core • Standard aluminium slalom fin • High press fiberglass molded

#### SIZE

67"

#### FEATURES

Beginner level slalom ski • Bright slalom ski aluminium fin for extra visibility • Comfortable rubber fixed binding • Extra slalom toe • Glossy protective top finish • Rim injection construction with extra metal rods for stiffness. • V bottom design for easy edge to edge and better tracking • Binding size: US 6-14 / Europe 36-47

#### SIZE

67"

#### FEATURES

Sport level waterskis • Bright fins for extra visibility • Comfortable and supportive rubber fixed binding • Extra slalom toe • Glossy protective top finish • Rim injection construction with extra metal rods for stiffness • V bottom design for easy edge to edge and better tracking • Binding size: US 5,5-14 / Europe 36-47 • Weight range: 67">50kg

#### SIZE

59" 65"

#### FEATURES

Beginner level water skis • Bright fins for extra visibility • Comfortable front toe and adjustable heel • Extra molded overlay strap for durability • Extra slalom toe • Glossy protective top finish • Rim injection construction with extra metal rods for stiffness • Wide profile for easy starts • Tunnel design for easy edge to edge and better tracking • Adjustable binding fits size : 59": US 1-6 / Europe 32-40 • 65": US 5,5-14 / Europe 36-47 • Weight range 59": <55kg, 65": >50kg • 59" Incl: stabilizer bar




### ALLEGRE COMBO SKIS RED

Ski Only 20332002  
Package 20882001



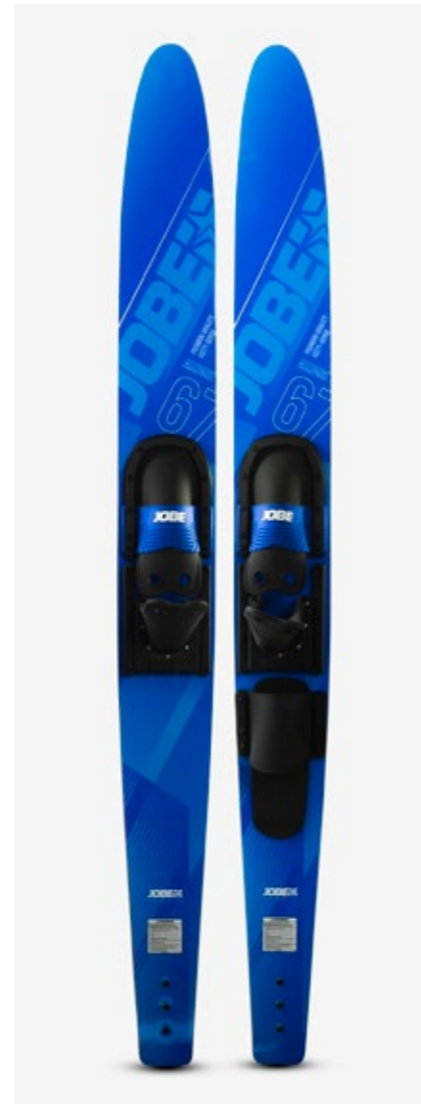
### ALLEGRE COMBO SKIS LIME GREEN

Item 20332003  
Package 20882003



### ALLEGRE COMBO SKIS BLUE

Item 20332001  
Package 20882002



#### PACKAGE CONTAINS

Combo skis, Transpant Combo Bag, Ski Combo Transfer, Universal Vest, Watersports Flag Flame Orange



SIZE

59" 67"



SIZE

67"



SIZE


67"

#### FEATURES

Recreational level water skis • For both combo and entry-level slalom skiing • Bright fins for extra visibility • Comfortable front toe and adjustable heel • Extra molded overlay strap for durability • Extra slalom toe • Glossy protective top finish • Rim injection construction with extra metal rods for stiffness • V bottom design for easy edge to edge and better tracking • Binding size: 59": US 1-6 / Europe 32-40 • Binding size 67": US 5,5-14 / Europe 36-47 • Weight Range 59": <55kg, 67": >50kg

### HEMI TRAINERS

Item 20242002



SIZE


46"

#### FEATURES

Beginner level water skis for kids • Bright fins for extra visibility • Comfortable front toe and adjustable heel • Glossy protective top finish • Rim injection construction with extra metal rods for stiffness • Wide profile for easy starts • Tunnel design for easy edge to edge and better tracking • Incl: Rope, handle and stabilizer bar • Adjustable binding fits size: US 3-6 / Europe 29-36

### BUZZ TRAINERS WATERSKIS

Item 203421001



SIZE

46"

#### FEATURES

Beginner level combo skis for kids • Bright fins for extra visibility • Comfortable front toe and adjustable heel • Wood construction • Including rope, handle and stabilizer bar • Binding size: US 3-6 - Europe 29-36

### COMFORT SLALOM BINDING

Item 333121002



SIZE 5-8 8-11 11-14

#### FEATURES

Aluminium low profile base plate  
• Inner liner for pro-level support  
• Dual laces • Soft heel pads for proper foot placement • Flex panels on different areas • Soft ergonomic shaped foot bed • Size: US - Europe • 5/8 - 35/39 • 8/11 - 40/44 • 11/14 - 45/48,5

### FOCUS SLALOM BINDING

Item 333121001



SIZE STAND XL

#### FEATURES

Nylon plastic base plate • Inner liner for pro-level support • Dual laces • Soft heel pads for proper foot placement • Flex panels on different areas • Soft ergonomic shaped foot bed • Size: US - Europe • Stand: 6.5/8.5 - 38,5/42 • XL: 9/14 - 43/48

### RTP ALUMINIUM

Item 330021001



SIZE MINI STAND XL

#### FEATURES

Aluminium low profile base plate • Soft ergonomic shaped foot bed

### RTP ADJUSTABLE NYLON

Item 333121003



SIZE STAND

#### FEATURES

Strong nylon plate • Soft ergonomic shaped foot bed

### TRANSFER SKI COMBO

Red 211220002  
Green 211220003  
Blue 211220004



#### FEATURES

12 inch / 30.48 cm wide handle • 28 mm thick round grip • Rubber handle grip • 12 strand main line • 60ft / 18.28 m main line • Traditional waterski rope and handle

### SPORT SERIES

2 section 211117025  
8 section 211117026




#### FEATURES

12inch / 30.48 cm wide handle • 28 mm thick round grip • Rubber profiled handle grip • 75ft / 22.86 m main line with 2 (2 section) or 8 (8 section) extensions

### 15" EASY UP DEEP V DELUXE

Item 211220001



#### FEATURES

15 inch / 38.1 cm wide handle • 27,4 mm thick round grip • EVA profiled handle grip • 16 strand main line • 70ft / 21.33 m main line • Extra V-handle for easy starts • Pencil floats to support floatation • Makes starting easier with a slalom ski

### COMBO WATERSKIS BAG

Item 221219001



#### FEATURES

Super strong 600D nylon • 48 inch / 122 cm x 16 inch / 41 cm x 7,8 inch / 20 cm • Fits all Jobe ski sizes • Easy-to-carry comfortable straps

### PADDED SLALOM BAG

Item 221119001



#### FEATURES

Super strong 600D nylon • 71 inch / 180 cm x 9 inch / 23 cm x 9,8 inch / 25 cm • Padded throughout the entire bottom • Easy-to-carry comfortable shoulder straps

### SLALOM BUOY ORANGE

Orange 420016002  
Yellow 420016003  
Green 420016004



#### FEATURES

Buoy to mark the spots on the water surface

### WATERSPORTS BRIDLE WITH PULLEY 12FT 2P

Item 210017032



#### FEATURES

With pulley: Length 12ft / 3.65 m. Maximum pull 2 persons • 2 stainless steel hooks to connect with your boat • Float to keep the rope away from propellor • Max break strength 2375 lbs / 1077 kg

### CABLE BRIDLE STAINLESS HOOKS 8FT 1P

Item 210017030



#### FEATURES

8 FT: Length 8ft / 2.43 m. Maximum pull 1 person • 2 stainless steel hooks to connect with your boat • Float to keep the rope away from propellor • Max break strength 1170lbs / 530 kg

### NEOPRENE SLALOM BAG

Item 221117001



#### FEATURES

2.5 mm neoprene bag • 57 inch / 145 cm x 7,8 inch / 20 cm 145x20 cm • Suitable for all Jobe skis • Tie-down straps

### WATERSPORTS BRIDLE WITHOUT PULLEY 8FT 2P

Item 210017031



#### FEATURES

Without pulley: Length 8 ft / 2.43 m. Maximum pull 2 persons • 2 stainless steel hooks to connect with your boat • Float to keep the rope away from propellor • Max break strength 2375 lbs / 1077 kg

### ROPE BRIDLE STAINLESS HOOKS 12FT 1P

Item 210017029



#### FEATURES

12 FT: Length 12ft / 3.65 m. Maximum pull 1 person • 2 stainless steel hooks to connect with your boat • Float to keep the rope away from propellor • Max break strength 1170lbs / 530 kg

### SKI FLAG FLAME ORANGE

Item 210305001



#### FEATURES

Bright colored flag that serves as a warning

# WAKEBOARDS

## RAISING THE BAR

### HOW TO CHOOSE

179

### WAKEBOARDS

beginner 182  
intermediate 184  
advanced 186

### BINDINGS

closed toe bindings 190  
open toe bindings 192

### SETS AND PACKAGES

194

### ACCESSORIES

ropes and handles 196  
bags 196  
other accessories 196




## INNOVATION IS WHAT DRIVES US

For 2021, we raised the bar in every aspect of wakeboarding, from the boards we create to the riders who ride them. Its innovation which drove us to create a carefully curated collection which provides the best experience out on the water. Working closely with our R&D team and athletes, we've created new constructions which all result in improving your ride on the water.

## WORLD CLASS RIDING, TONY IACONNI


When it comes to wakeboarding, we envisioned to create a team which represents what we as a brand stand for: to get people on the water. And with our newest addition of Tony Iacconi, we've attracted the best of the best in the wakeboard business. This makes for a group of talented riders, who dominate the competitions and who are out there getting people on the water everyday!



# WAKEBOARD CONSTRUCTION

2021 has seen the birth of a next-level generation in our product development. For this year, we raised the bar which resulted in state-of-the-art constructions for the best ride possible.

## FOAM CORE



### FUNCTIONAL AND RELIABLE

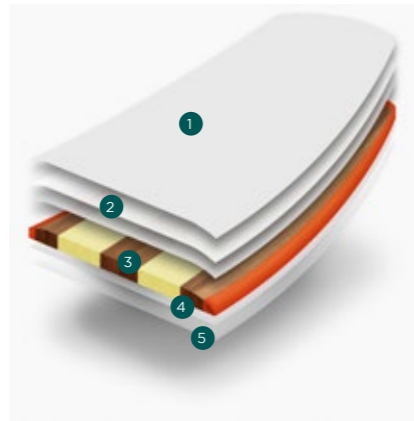
Used in: Maddox, Prolix, Vanity, Logo & Jinx

1. Topsheet
2. Stringer
3. Fiberglass lay-up
4. **Foam core**
5. Fiberglass lay-up
6. Base

### FOAM CORE

Foam is a lightweight material which absorbs the blows from a landing and makes for higher jumps due to the reduced weight.

## HYBRID CORE



### THE ULTIMATE MATCH OF FLEX AND STRENGTH


Used in: Conflict, Breach and Knox

1. Topsheet
2. Fiberglass lay-up
3. **Hybrid core**
4. Fiberglass lay-up
5. Base

### HYBRID CORE

A combination of PU foam and wood core for unmatched performance. This makes for a lightweight board with a nice soft flex, the best of both worlds!

## WOOD CORE



### DURABLE AND FLEXIBLE

Used in: Reload and Concord

1. Topsheet
2. Fiberglass lay-up
3. **Wood core**
4. Fiberglass lay-up
5. Base

### WOOD CORE

A paulownia full wood core is a durable core with a lot of flex. The core itself can take a beating making it really durable, whilst giving a forgiving and predictable flex pattern for obstacles.

# WAKEBOARD LINE-UP

## BREACH

Only the best! Jobe's most responsive board with an aggressive pop and unmatched grip due to its Carbon back bone technology and deep channels.

## KNOX

The new honeycomb carbon plate underneath the bindings make for a responsive ride! Combine this with a triple concave and channels, making this our best version to date.

## CONFLICT

The Conflict has been our flagship model for years due to its progressive construction for added stiffness.

## CONCORD (PARK)

The Concord has been a long time favorite amongst parkrats, a heavy-duty construction give the board durability and and insane flex which will have everyone cheering.

## RELOAD (PARK)

Flex, smooth surface and available in a large size! The Reload has it all and knows no boundaries, making this our most flexible cable board to date.

## MADDOX

Pro rider level, made accessible! Designed for pro riders with deep channels for an unmatched grip but it has the capabilities to help every rider progress.

## PROLIX

A smooth ride for the intermediate boat rider combining a moderate traction with great control all while it's rolled edges provide durability.

## VANITY

The Vanity is the board for the intermediate boat rider who wants to progress, it's molded fins make for traction and control while a narrow outline give it responsiveness and speed.

## LOGO SERIES

The logo is the board for making your first turns! It comes with molded fins and a removable center fin for great grip, while using its double concave for a smooth ride.

# ROCKERS

## THREE STAGE



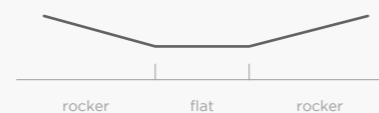
Looking for aggressive pop and an easy lock? Three-stage is the way to go. A shape which gives a competitive edge to your board.

## CONTINUOUS



This rocker is great for beginners. The shape gives you a relaxed feel and most speed on the water.

## HYBRID



This rocker is the best of both worlds. It combines the speed of a continuous rocker with the aggressive pop of a three stage rocker.



### JINX WAKEBOARD PACKAGE 128

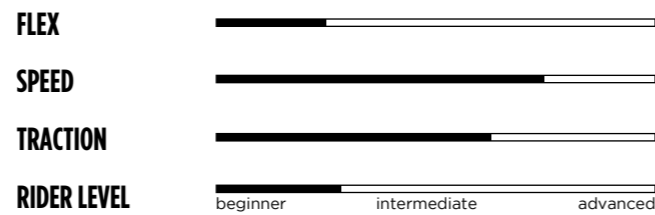
Item 278821008



#### PACKAGE CONTAINS



Transparent Wakeboard Bag, Jinx Wakeboard, Junior Bindings, Jinx handle



**SIZE** 128

#### FEATURES

High-press core • Double concave bottom for smooth riding • High-press fins • 2 Nylon removable fins • Deep grooved channels • Continues rocker • Board: 128 cm • Binding: US 3-7 / EU 33-39

### LOGO SERIES WAKEBOARD

Board only: 272521007 Maze package: 278821007 Unit package: 278821009



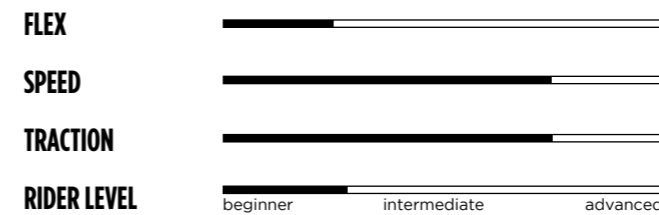
#### PACKAGE CONTAINS



Transparent Wakeboard Bag, logo Wakeboard, Maze Bindings, Wake Combo Prime Red



Transparent Wakeboard Bag, logo Wakeboard, Unit Bindings, Wake Combo Prime Red



**SIZE** 138

#### FEATURES

High-press core • Double concave bottom for smooth landings • Highpress fins • 2 Nylon removable fins • Deep grooved channels for stability and control • 3-stage rocker

### VANITY WAKEBOARD

Board only: 272521003



#### PACKAGE CONTAINS

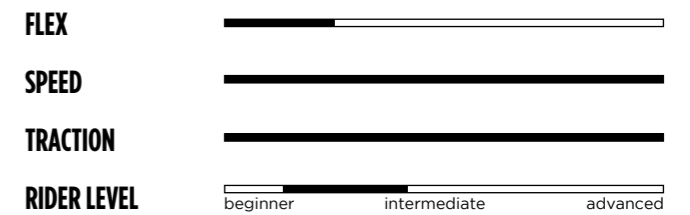


Transparent Wakeboard Bag, logo Wakeboard, Wake Combo Prime Blue, Maze Bindings OR Unit Bindings

#### SETS

131' Maze package: 278821001  
136' Maze package: 278821002  
141' Maze package: 278821003

131' Unit package: 278821004  
136' Unit package: 278821005  
141' Unit package: 278821006



**SIZE** 131 136 141

#### FEATURES

High-press core • High-press fins for extra stability • 2 Nylon removable fins • Deep grooved channels: giving you the most grip and control • Continues rocker

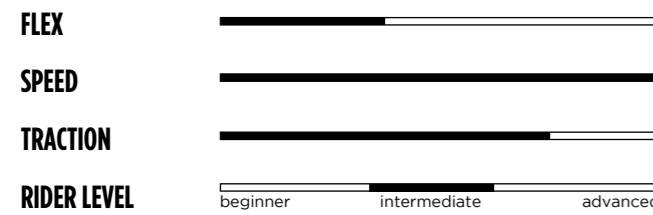

**PROLIX WAKEBOARD**

Item 272521005



**MADDOX WAKEBOARD**

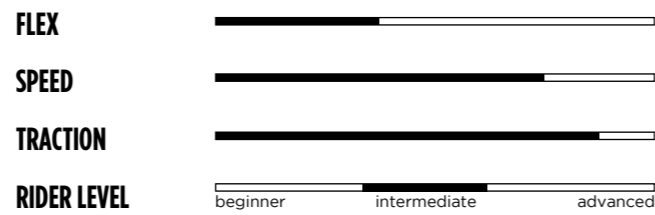
Item 272521004



**SIZE** 134 138 143

**FEATURES**

High-press core • Rolled edge for playfulness • H.I.T. -base • 4 Nylon removable fins • Smooth grooved channels: giving you grip when needed • Hybrid rocker • Tri-Tech fiberglass



**SIZE** 138 142

**FEATURES**

High-press core • 4 Nylon removable fins • Deep grooved channels: More aggressive and max loading before the pop • 3-stage rocker • Tri-Tech fiberglass



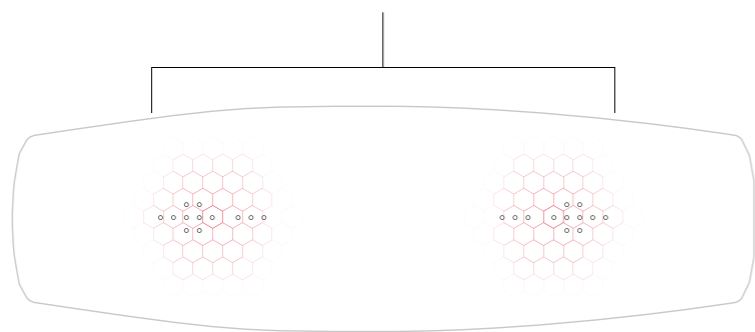
### KNOX WAKEBOARD

Item 272521010



#### HONEYCOMB CARBON PLATES

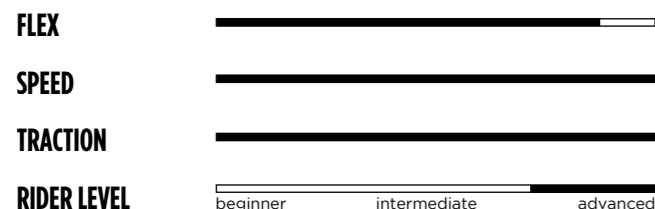
NEW! The new 2021 Knox is equipped with our new Honeycomb Carbon Plates! We strategically placed two carbon plates with honeycomb structure underneath the bindings which improves the underfoot response of the board and adds dampening to the board for landings. Its hybrid core is made from a blend of Pauwlonia wood and PU foam, which makes the board lightweight. This all resulted in one of our top boards, which just became even better!



SIZE 139 143

#### FEATURES

The next gen Knox: 275 grams lighter, more response and direct feel with the carbon infused Layup • Hybrid core • Speed sheets - Honey comb carbon speed sheets to give a direct response and feel of the board • Impact rails • H.I.T. -base • 4 Nylon removable fins • Deep grooved channels • Overall flex construction • 3-stage rocker • Tri-Tech fiberglass



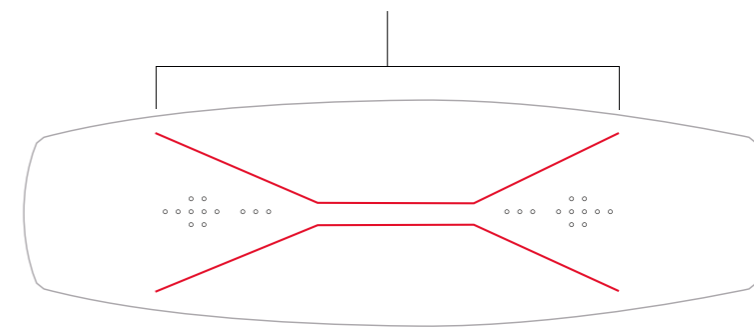
### BREACH WAKEBOARD

Item 272521008



#### CARBON BACKBONE TECHNOLOGY

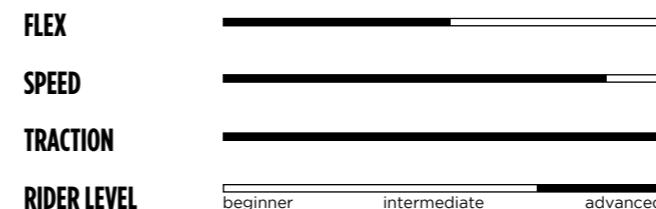
NEW! The Breach features our new Backbone Technology! Which sheds a whopping 600 milligrams of the board to make the board faster, lighter and give it more response. Carbon V-stringers in the tip and tail of the board, give more torsional stiffness for a better response. The added carbon rods in the center stiffens up the board, preventing chatter, give an explosive pop and softens landings. This results in Jobe's most advanced board to date!



SIZE 139 143

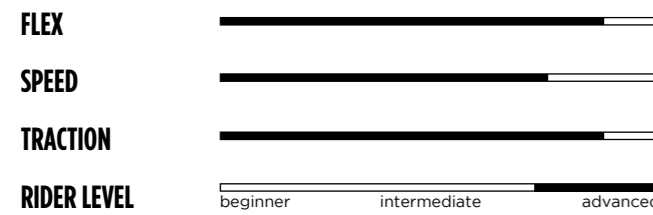

#### FEATURES

The next gen Breach: 600 grams lighter and loaded with innovations and high tech carbon! • Hybrid Core • BackBone Tech: Innovative high tech advanced placing of carbon rods to boost board feel, response and add center stiffness • Concave tip and tail for clean take offs and soft landings • HIT-base • 4 Nylon removable fins • Deep grooved channels for max load and most grip • Tip and tail flex construction giving you the flex where needed • 3-stage rocker • Tri-Tech fiberglass



### CONFLICT WAKEBOARD

Item 272521001



**SIZE** 138 142 145

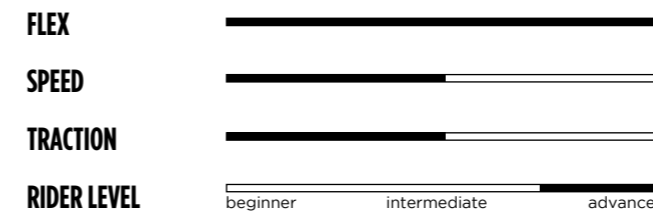
#### FEATURES

Hybrid core • Slender dents: reducing weight and creating an faster and more responding board • Impact rails • H.I.T.-base • 4 Nylon removable fins • Smooth grooved channels for traction and control • Overall flex construction • 3-stage rocker • Tri-Tech fiberglass



### CONCORD WAKEBOARD

Item 272521002



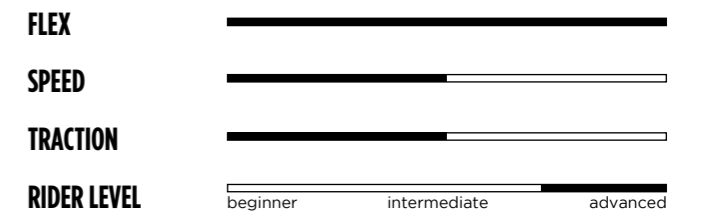
**SIZE** 145

#### FEATURES

Flexwood core • Thinnest and Most flexible • Impact rails • H.I.T.-base • 4 Nylon removable fins • Shallow grooved channels: for playfulness and the needed control • Natural flex construction • Hybrid rocker • Tri-Tech fiberglass

### RELOAD WAKEBOARD

Item 272521006



**SIZE** 147

#### FEATURES

Flexwood core • Biggest board with most flex • Impact rails • H.I.T.-base • 4 Nylon removable fins • Shallow grooved channels near the toe and heelside giving it a smooth feel on the water • Natural flex construction • 3-stage rocker • Tri-Tech fiberglass



### NITRO WAKEBOARD BINDINGS

Item 393020001



SIZE 7/8 8/9.5 10/11

#### FEATURES

Comfortable ergonomic footbed • Soft heel pads for proper foot placement • Comfortable foam inner liner • Flex panels to control your ride • Double Lace construction for perfect wrapped fit • Custom Jobe lacerlock to secure your ride

### CHARGE WAKEBOARD BINDINGS

Item 393020002



SIZE 7/8 8/9.5 10/11

#### FEATURES

Comfortable ergonomic footbed • Soft heel pads for proper foot placement • Soft and comfortable foam inner liner • Stretch flex panels to control your ride • Double lace construction for perfect wrapped fit • Custom Jobe lacerlock to secure your ride • Lace pockets to place the lace handle during your ride • Alu stiffyplate • spraypainted baseplate • Ergonomic 3D tongue for easy entry and extra control.

### DRIFT WAKEBOARD SNEAKERS

Item 396817002



SIZE 8 9 10 11

#### FEATURES

Reinforced heel for extra support • Rubber outsole for maximum grip • Extra water drains • Quick-drying materials • Stiff construction • Supportive insole

### DRIFT WAKEBOARD BINDING

Item 397017001



SIZE M L

#### FEATURES

Stiff nylon frame with fiberglass reinforced • Centered mounting results in direct control • Minimized heel lift • Soft airbag to absorb landings • Tapered foot bed to optimize the toe control

### DRIFT ADAPTER SET

Item 397017005



SIZE S/M L

#### FEATURES

Reinforced nylon • Adapter to attach an Drift binding to all M6-inserts setups wakeboards • Size S/M fits all M Bindings • Size L fits size L Bindings • Adapter contents: 8 screws to secure the Drift binding with the adapter • 4 screws with washers to secure the adapter with your board

### DRIFT WAKEBOARD BINDING SKIN

Item 396917001



SIZE S M L

#### FEATURES

Flexible TPU to create the perfect wrapped fit • Compressed EVA foam optimize the inside grip • Durable and easy to replace nylon laces • Custom Jobe lace lock to secure

# MADE FOR CHARGING

The Charge binding features a solid new construction which is beefed up with reinforcements for better performance. Add a 3D molded tongue for a comfortable and secure fit and you get one of the best bindings out there



### HOST WAKEBOARD BINDINGS

Black 393121002



SIZE 3/6 7/10 10/12

#### FEATURES

Adjustable shoe sizes • Comfortable ergonomic foot bed • Soft heel pads for proper foot placement • Soft and comfortable foam inner liner • Stretchy flex panels to control your ride • User friendly velcro straps for a fast entry

### REPUBLIC WAKEBOARD BINDINGS

Item 393121001



SIZE 3/6 7/10 10/12

#### FEATURES

Adjustable shoe sizes • Comfortable ergonomic foot bed • Soft heel pads for proper foot placement • Soft and comfortable foam inner liner • Stretchy flex panels to control your ride • Single lace perfect wrapped fit • Custom Jobe lace lock to secure your ride

### UNIT WAKEBOARD BINDINGS

Item 393119101



SIZE 3/6 7/10 10/12

#### FEATURES

Adjustable shoe sizes • Stretchy flex panels to control your ride • Single lace perfect wrapped fit • Custom Jobe lace lock to secure your ride

### MAZE WAKEBOARD BINDINGS

Item 393119001



SIZE STAND

#### FEATURES

Adjustable shoe sizes • Stretchy flex panels to control your ride • Single lace perfect wrapped fit • Custom Jobe lace lock to secure your ride



# CHOOSE YOUR SET

Our philosophy is to make the sport accessible which is why we've created the special packages which give you every option imaginable. This makes Jobe packages unmatched in their pricing and gives you the best quality for an even better price.

By taking one of the package deals, you're not only guaranteed of the best quality out there, you're also doing yourself a favor.

CHECK YOUR DEAL ON [WWW.JOBESPORTS.COM](http://WWW.JOBESPORTS.COM)



BREACH WAKEBOARD



KNOX WAKEBOARD



CONFLICT WAKEBOARD



RELOAD WAKEBOARD



CONCORD WAKEBOARD



MADDOX WAKEBOARD



PROLIX WAKEBOARD



VANITY WAKEBOARD



LOGO WAKEBOARD



CHARGE BINDING



NITRO BINDING



DRIFT SNEAKER



DRIFT BINDING



DRIFT ADAPTER SET



DRIFT SKIN



HOST BINDING



REPUBLIC BINDING



UNIT BINDING



MAZE BINDING

### FRONTIER WAKE HANDLE

Item 211319001



#### FEATURES

15 inch/38.1 cm wide handle • 27,4 mm thick round grip • Soft leather pattern for a tacky grip • Nylon molded end caps • Wakeboard handle

### SPECTRA WAKE ROPE PVC COATED

Item 211319002




#### FEATURES

Shaped PVC-coated cover • Total length 80 ft./24.38 m with 5 sections • Wear-free snag resistant cover • Wakeboard rope

### ELITE WAKE COMBO

Item 211320003




#### FEATURES

15 inch / 38,1 cm wide handle • 28mm thick • EVA grip cover with sublimated polyester • 16 strand mainline • 75ft / 21,3 m mainline with 3 - 5ft / 1,5 m sections

### PRIME WAKE COMBO

Blue 211320001  
Red 211320002



#### FEATURES

EVA foam grip • Pencil floats • 15 inch/38.1 cm mainline handle • 27.5 diameter grip • 65 ft./19.8 m mainline • 1 sectioned rope • Wakeboard handle and rope

### WAKEBOARD REPAIR KIT

Item 420005004



#### FEATURES

Fiberglass repair kit • UV cure

### MULTI PADDED BOARD BAG

Item 220021001



#### FEATURES

Super strong 600D nylon • 145x50x7 cm • Extra long zipper • Water drains

### WAKEBOARD TRAILER BAG

Item 221319003



#### FEATURES

Super strong 600D nylon • 155x47x2 cm • Fully padded • Low resistance wheels with bearings • Reinforced handles • Convenient inner pockets

# **WAKESURFERS & WAKESKATES**

**FOR THRILL SEEKERS.**

**HOW TO CHOOSE** 198

**WAKESURFERS** 200

**WAKESKATES** 203



# CHOOSE YOUR WAKESURFER

Style is a personal thing and the way you approach wakesurfing can differ per person. Which is why we made surfers for different styles of riding, making sure there's something for everyone!



## SKIM STYLE

Short and subtle, our skim surfers are for the advanced rider who wants to rip and spin around on the wake! Skim surfers are perfect for doing tricks due to their smaller size.



## HYBRID STYLE

Turns out: you can have your cake and eat it too. Our hybrid wakesurfers are made to do it all, big enough for floatation and a surfy feel while having the right size to bust out a trick on the wake.



## SURF STYLE

Summer surf days are what it's all about! Jobe Surf wakesurfers are perfect for people who just want to cruise and ride that endless wave, whether you're a beginner or advanced: everyone loves a good surf!



RUSH

ACCELERATE

SONIC

PACE

SHADE

SKIM STYLE

HYBRID STYLE

SURF STYLE

# WAKESURFER TECHNOLOGY

**MACHINE GROOVED EVA DECK**  
Added grip and comfort

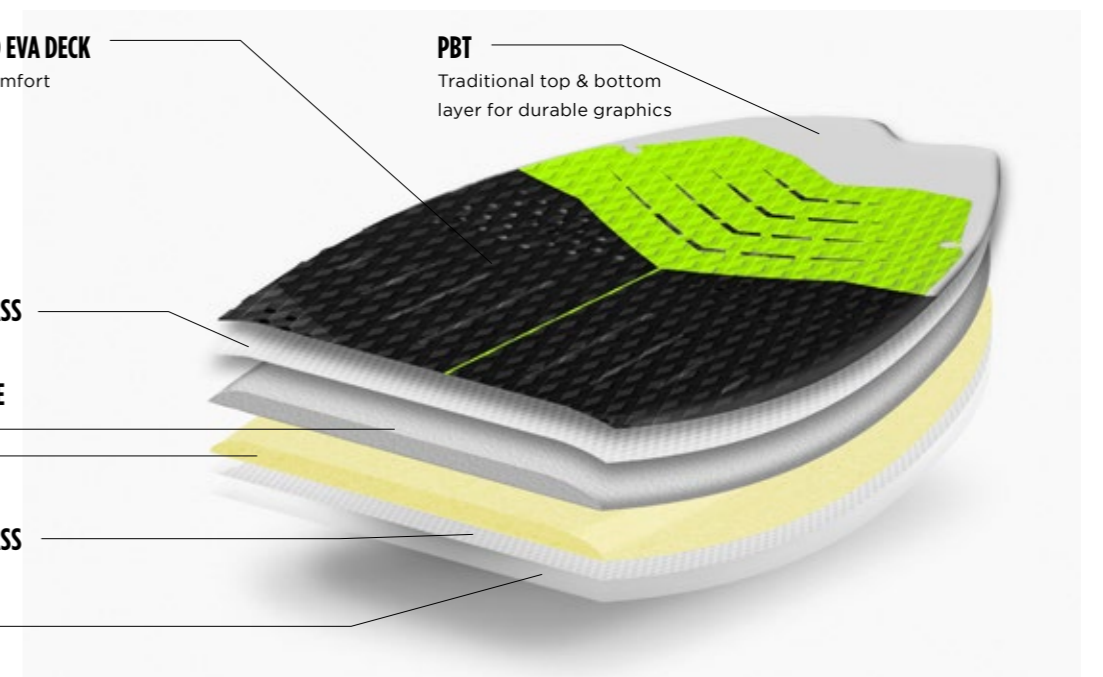
**PBT**  
Traditional top & bottom layer for durable graphics

**TRI-TECH FIBERGLASS**

**CHOOSE YOUR CORE**  
- eps core  
- PU foam core

**TRI-TECH FIBERGLASS**

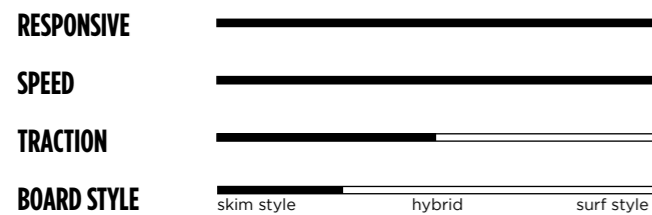

**PBT**



**RUSH WAKESURFER**

Item 582521003

NEW SHAPE



**FEATURES**  
 High press core • Thin rails and fast rockerline • Machined grooved EVA deck with extra tall tail kick • True skim style • Size: 132.8 cm x 52.8 cm / 52" x 20.8" • 1 Nylon center fin • Riders weight up to: 90.7 kg / 200 lbs

**ACCELERATE WAKESURFER**

Item 582519003



**FEATURES**  
 Traditional foam core • Machined grooved EVA deck with extra tall tail kick • High press fiberglass molded • Hybrid style • 2 nylon fins • Beginners and intermediate board • Product size 125 x 52 cm / 49" x 20.5" • Riders weight up to: 80kg / 180lbs

**STATE-OF-THE-ART SURF TECH**

The Sonic is the epitome of our drive to innovate. This hybrid surfer comes with a EPS foam core which has been thermoformed.

Lightweight meets responsiveness



**SONIC WAKESURFER**

Item 582520003



**FEATURES**  
 Light weight machined EPS foam core • Highpressed compression molded • Machined Grooved EVA deck with extra tall tail kick • Double concave tip and center • Extra channels in the tail for traction • Wakesurf style • 3 nylon fins • Beginners and intermediate board • Product size: 135,5 cm x 52,6 cm / 54" x 20.5" | Rocker: 2.5" • Riders weight up to 90kg / 200lbs

**PACE WAKESURFER**

Item 582520004



**SHADE WAKESURFER**

Item 582519002



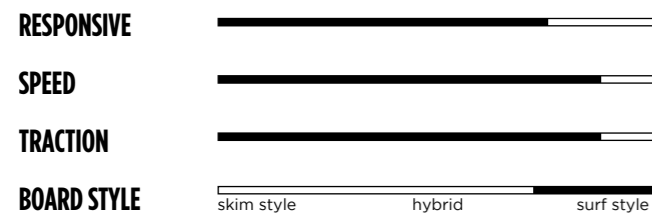



**SAVAGE WAKESKATE**

Item 572320001



**EXCEED WAKESKATE**

Item 572520001




**FEATURES**  
 High press core • Machined grooved EVA deck with extra tall tail kick • High press fiberglass molded • Double concave tip and center • Extra channels in the tail for traction • Wakesurf style • 3 nylon fins • Beginners and intermediate board • Product size: 142,2 cm • 52cm • Product size: 142,2 cm x 52 cm / 56" x 20.5" inch • Rocker: 2.5" • Riders weight up to 95kg / 210lbs



**FEATURES**  
 Traditional foam core • Machined grooved EVA deck with extra tall tail kick • High press fiberglass molded • Two side channels for a better traction into the wake • Wakesurf style • 3 nylon fins • Beginners and intermediate board • Product size: 161,5 • 52cm • Product size: 161,5 x 52cm / 63" x 20.5" • Rocker: 2.5" • Riders weight up to 85kg / 187lbs

**SIZE**

**FEATURES**  
 Plywood construction • Fully padded EVA deck • Continuous rocker • 2 nylon fins



**SIZE**

**FEATURES**  
 Plywood construction • Fully padded concave EVA deck • Continuous rocker • 2 nylon fins

**WAKESURF ROPE**  
 Item 211520001

**FEATURES**  
 10 inch / 25.4 cm wide handle • EVA profiled handle grip • 24ft / 7.31 m main line with 3 extensions • Pencil floats to support floatation • Wakesurf rope



# APPAREL & FOOTWEAR

FASHIONABLE WATERSPORTS ESSENTIALS.

## SWIMWEAR MEN

swimshorts	205
boardshorts	206
rash guards	208

## SWIMWEAR WOMEN

boardshorts	207
rash guards	212

## SWIMWEAR KIDS

rash guards / rash suits	214
swimshorts	215
inflatable armbands	215

## CASUAL CLOTHING

Men	210
Women	210
Kids	210

## GLASSES

216


## BAGS & SHOES

216

## SWIMSHORT MEN

Red 314020001

Midnight Blue 314020003



## SIZE



## FEATURES


Light quick drying fabric • Draw cord • Backpocket • Mesh inner shorts

## BOARDSHORT MEN

Midnight Blue 314020004



Vintage Teal 314020005



### SIZE

S M L XL 2XL

### FEATURES

Light quick drying fabric • Draw cord • Comfortable stretch fabric



## BOARDSHORT WOMEN

Midnight Blue 314120001



Vintage Teal 314120002



### SIZE

XS S M L XL

### FEATURES

Light quick drying fabric • Draw cord • Comfortable stretch fabric

**RASH GUARD LOOSE FIT MEN**

Graphite 544017020

Midnight Blue 544020002



**SIZE**


- S
- M
- L
- XL

**FEATURES**

**Graphite:** UPF 20 • Four-way stretch fabric • Breathable fabric • Light quick drying fabric •  
**Blue:** UPF 50+ • Four-way stretch fabric • Light quick drying fabric

**RASH GUARD SHORTSLEEVE MEN**

Black 544020003 - White 544020005



**SIZE BLACK**

- S
- M
- L
- XL
- 2XL
- 3XL

**SIZE WHITE**

- S
- M
- L
- XL
- 2XL

**FEATURES**

UPF 50+ (White: UPF 30+) • Four-way stretch fabric • Light quick drying fabric

**RASH GUARD LONGSLEEVE MEN**

Vintage Teal 544020006



**SIZE**

- S
- M
- L
- XL

**FEATURES**

UPF 50+ • Four-way stretch fabric • Light quick drying fabric

Burgundy 565121004



### UNISEX CASUAL T-SHIRT

Black 565121002



White 565121005



French Navy 565121006



Ocean Depth 565121003



SIZE XS S M L XL 2XL

#### FEATURES

100% organic cotton t-shirt • unisex fit • Made in Europe

### UNISEX SWEATER HEATHER GREY

Item 565221001



### UNISEX HOODIE BURGUNDY

Item 565221002



SIZE XS S M L XL 2XL

#### FEATURES

Sweater • 100% organic cotton • Made in Europe • Unisex fit

SIZE XS S M L XL 2XL

#### FEATURES

Sweater with hood brushed inside and drawstrings • Kangaroo pocket • 100% organic cotton • Made in Europe • Unisex fit

### UNISEX T-SHIRT KIDS SKY BLUE

Item 565121009



### UNISEX T-SHIRT KIDS GEYSER GREEN

Item 565121008



SIZE 98/104 110/116 122/128 134/140 152/164

#### FEATURES

100% cotton t-shirt • Regular fit • Unisex fit

### CASUAL T-SHIRT WOMEN

French Navy 565121007



#### SIZE

XS S M L XL

#### FEATURES

100% organic cotton • Made in Europe • Regular feminine fit

### POLO

Item 565121001



#### SIZE


S M L XL 2XL

#### FEATURES

100% organic cotton polo • Made in Europe • Unisex fit

**RASH GUARD SHORTSLEEVE WOMEN**

Black 544117050 - White 544120002



**RASH GUARD SHORTSLEEVE WOMEN V-NECK**

White 544120004 - Midnight Blue 544120003



**RASH GUARD LOOSE FIT WOMEN**

Hot Pink 544120007 - Vintage Teal 544120006



**RASH GUARD LONGSLEEVE WOMEN**

Midnight Blue 544120005



**BLACK**

- S
- M
- L
- XL
- 2XL

**WHITE**

- XS
- S
- M
- L
- XL

**SIZE**

- XS
- S
- M
- L
- XL

**FEATURES**

UPF 50+ (White: UPF 30+) • Four-way stretch fabric • Light quick drying fabric

**FEATURES**

UPF 50+ (White: UPF 30+) • Four-way stretch fabric • Light quick drying fabric

**SIZE**

- XS
- S
- M
- L
- XL

**FEATURES**

UPF 50+ • Four-way stretch fabric • Light quick drying fabric

**SIZE**

- S
- M
- L
- XL

**FEATURES**

UPF 50+ • Four-way stretch fabric • Light quick drying fabric

**RASH GUARD YOUTH**

Boys 544218050



Girls 544218051



**SIZE**

0/1 2/4 6/8 10/12 14/16

**FEATURES**

UPF 50+ • Four-way stretch fabric • Light quick drying fabric

**RASH GUARD LONGSLEEVE YOUTH**

White 544220003



**SIZE**

2/4 6/8 10/12 14/16

**FEATURES**

UPF 30+ • Four-way stretch fabric • Light quick drying fabric • Unisex fit

**RASH SUIT**

Vintage Teal 544220004



**SIZE**

0/1 2/4

**FEATURES**

UPF 50+ • Four-way stretch fabric • Light quick drying fabric

**SWIMSHORT BOYS**

Red 314220002  
Midnight Blue 314220001



**SIZE**

2/4 6/8 10/12 14/16

**FEATURES**

Light quick drying fabric • Draw cord • Mesh inner shorts

**BOARDSHORT GIRLS**

Vintage Teal 314220003

**INFLATABLE ARMBANDS**

Vintage Teal 600018001

**SIZE**

2/4 6/8 10/12 14/16

**FEATURES**

Light quick drying fabric • Draw cord • Comfortable stretch fabric

**SIZE**

PCS.

**FEATURES**

2 Armbands per set • Inflatable • Strong PVC fabric • Soft inner lining for optimal comfort

### JOBE DIM FLOATABLE GLASSES

Black-green 426018001  
 Black-smoke 426018002  
 Tortoise-smoke 426018005



#### FEATURES

Floatable sunglasses • Polarized Glasses • Comfortable design • Non slip nose holder • Including sunglass soft bag • UV400

### JOBE BEAM FLOATABLE GLASSES

Black-green 426018003  
 Black-smoke 426018004



#### FEATURES

Floatable sunglasses • Polarized Glasses • Comfortable design • Non slip nose holder • Including sunglass soft bag • UV400

### GLASSFLOAT

Item 426021002



#### FEATURES

Never loose your glasses again • Keeps glasses a float in the water • Highly visible colored cord, is easy to spot in the water • Fits Jobe glasses and most other frames / temple tips • Size: 12 mm x 660 mm

### BACKPACK

Item 224319001




#### FEATURES

300D nylon backpack • 45x30x20 cm • Padded shoulder straps • Laptop compartment

### AQUA SHOES

Youth 534619003  
 Adult 534619004



<b>YOUTH</b>	XS	S	M	L	XL
<b>ADULT</b>	3	4	5	6	7
	8	9	10	11	12

#### FEATURES

2mm Neoprene • Water-Blocking Flat Lock Construction • Pre-Shaped • Elastic Ankle Rope • Thin Profiled Outsole For Optimal Control

### NEOPRENE BOOTS BLACK

Item 534715003



<b>SIZE</b>	5	6	7	8	9
	10	11	12		

#### FEATURES

PWC designed boot • Neoprene inner sock • Reinforced heel for extra support • Stiff rubber outsole for a maximum grip • Extra water drains • Quick-drying materials

### H2O SHOES

Youth 534619002  
 Adult 534619001



<b>YOUTH</b>	XS	S	M	L	XL
<b>ADULT</b>	3	4	5	6	7
	8	9	10	11	12

#### FEATURES

3mm neoprene with GBS (Adult) • 2mm neoprene (Youth) • Water-blocking glued stitch construction • Pre-shaped • Adjustable ankle strap • Elastic ankle rope • Thin profiled outsole for optimal control

# DISCOVER OUR SHOES

Discover the world of water in the Discover watersports sneakers & slip ons. Comfort and fashion come together in these extremely lightweight sneakers. Wear them on your jetski, on your paddle board or on your boat and discover why these are a watersports enthusiasts favorite.



### DISCOVER SNEAKER HIGH

Black 594620003



### DISCOVER SNEAKER

Black 594620002 - Midnight Blue 594620001



### DISCOVER SLIP-ON

Black 594620004 - Midnight Blue 594620005



### DISCOVER SLIDE SANDAL

Black 594620007 - Midnight Blue 594620008



SIZE 5.5 6 6.5/7 7.5 8 8.5 9.5 10 11  
37 38 39 40 41 42 43 44 45

#### FEATURES

Extremely lightweight shoe • Quickdry materials • Extra grip outsole • Custom EVA waterdraining insole • High heel for comfort and support • Waterdraining outsole to quick dry and ventilate

SIZE 5.5 6 6.5/7 7.5 8 8.5 9.5 10 11  
37 38 39 40 41 42 43 44 45

#### FEATURES

Extremely lightweight shoe • Quickdry materials • Extra grip outsole • Custom EVA waterdraining insole • EVA heel for durability and fast drying • Waterdraining outsole to quick dry and ventilate

SIZE 5.5 6 6.5/7 7.5 8 8.5 9.5 10 11  
37 38 39 40 41 42 43 44 45

#### FEATURES

Extremely lightweight slip-on • Quickdry materials • Extra grip outsole • Custom EVA waterdraining insole • Splash proof TPU film on toe and heel • Waterdraining outsole to quick dry and ventilate

SIZE 5.5 6 6.5/7 7.5 8 8.5 9.5 10 11  
37 38 39 40 41 42 43 44 45

#### FEATURES

Extremely lightweight sandal • Quickdry materials • Extra grip outsole • Custom EVA waterdraining insole • Splash proof TPU film on toe • Waterdraining outsole to quick dry and ventilate





# PROTECTIVE GEAR

CRACK A SMILE. NOT YOUR HEAD.

HELMETS 221

GLOVES 222

GLASSES 222

SUPPORT 223

## BASE HELMET

Cool Grey 370020002  
Black 370020001

Vintage Teal 370020004  
Midnight Blue 370020003



## FEATURES

Adjustable chin strap • Protective and removable ear pads • Lightweight helmet • Dual density ring liner • Soft and comfortable fit • Vintage Teal in size XS, S and M only

SIZE XS S M L XL

## VICTOR HELMET BLACK

Item 370018001



SIZE S M L XL

## FEATURES

Adjustable chin strap • Protective and removable ear pads

## WRIST SEAL

Item 300017553




SIZE PCS.

## FEATURES

Safety D-ring for attachment emergency cord • Strong wrist seal • Adjustable

## WATERPROOF GADGET BAG

Item 420016001



SIZE PCS.

## FEATURES

Waterproof • Floatable • Neck leash • Attachment hook • Make calls, photos & videos

### STREAM GLOVES MEN

Item 341017002



SIZE S M L XL 2XL

#### FEATURES

Soft suede fabric at the palms • Knuckle protection • Adjustable velcro wrist strap • Pre-curved shape for optimal comfort

### GRIP GLOVES MEN

Item 341017003



SIZE XS S M L XL 2XL

#### FEATURES

Cut off option: full finger to 3/4 design • Strong ralvec fabric for optimal grip • Knuckle protection • Adjustable velcro wrist & hand strap • Pre-curved shape for optimal comfort

### GRIP GLOVES WOMEN

Item 341117003



SIZE XS S M L XL

#### FEATURES

Cut off option: full finger to 3/4 design • Strong ralvec fabric for optimal grip • Knuckle protection • Adjustable velcro wrist & hand strap • Pre-curved shape for optimal comfort

### SUCTION GLOVES MEN

Item 340021001



SIZE XS S M L XL 2XL

#### FEATURES

Non-slip amara fabric palms for optimal grip • Knuckle protection • Adjustable velcro wrist strap • Pre-curved shape for optimal comfort

### PALM PROTECTORS

Item 340017002




SIZE PCS.

#### FEATURES

Full stretch neoprene • Thickness 2.5mm

### NEOPRENE GLOVES

Item 340019002



SIZE S M L XL 2XL

#### FEATURES

3 mm full stretch neoprene • Glued & blind stitched seams: no water entry through seams • Pre-curved shape for optimal comfort • Non-slip print on the palms

### DETROIT GOGGLE

Item 420019001



SIZE PCS.

#### FEATURES

Light-weight poly-injected construction • Anti fog • Full shell venting for improved aerodynamics and overall cooling • State of the art designed aerodynamic shell and adjustable visor design • Durable clear coated graphics

### GOGGLES BLACK

Item 420812001



SIZE PCS.

#### FEATURES

No fog double PC glasses • Adjustable head strap • UV-400

### FLOATABLE GLASSES

Cypris Silver	426013002	Knox Black	420810001
Cypris Black	426021001	Knox Silver	426013001
		Knox White	420108001
		Knox Blue	420506001



SIZE PCS.

#### FEATURES

Floatable glasses • Comfortable design • UV-400 • Adjustable head strap

### SPRAY LEG

Item 300017552



SIZE S M L XL

#### FEATURES

Soft & flexible neoprene fabric • Calf support & protection • Shin support & protection

### KNEEBRACE

Item 300017555



SIZE M L XL

#### FEATURES

Soft & flexible neoprene fabric • Knee support • Adjustable straps for extra support

### BACK SUPPORT

Item 300017551



SIZE UNI

#### FEATURES

Soft & flexible neoprene fabric • Back support • Adjustable neoprene waist belt

# BOAT ACCESSORIES

EQUIPMENT TO ENHANCE YOUR EXPERIENCE.

## ADDICT TOWER 1.1

Item 400708002

Package 408818001



### PACKAGE CONTAINS

Addict Tower 1.1 • Swivel Waterski Rack • Swivel Board Rack



### FEATURES

2" diameter polished aluminium tubes • Fits boat decks from 180 cm to 254 cm / 71" to 100" in width • Can be folded down for winter storage

## ADDICT TOWER 1.3

Item 400709009

Package 408818002



### PACKAGE CONTAINS

Addict Tower 1.3 • Swivel Waterski Rack • Swivel Board Rack



### FEATURES

2" anodized aluminium tubes increasing corrosion resistance and surface hardness • 2 tubes connect to its horizontal bar • More rigid and stable • Fits boat decks from 76 / 193 cm to 254 cm / 76" to 100" in width • Can be folded down for winter storage

## ADDICT FORWARD TOWER 2.0

Item 405417001

Package 408818003



### PACKAGE CONTAINS

Addict Forward Tower 2.0 • Swivel Waterski Rack • Swivel Board Rack



### FEATURES

2.5" diameter polished aluminium tubes • Fits boat decks from 198 cm to 269 cm / 78" to 101" width • Compatible with all Jobe accessories combined with our 2.5" inch clamps • Can be folded down for winter storage

### ANCHOR SACK

Item 400014003



#### FEATURES

Anchor sack is ideal for anchoring PWCs • Durable tri-laminate anchor sack • Up to 14 kg / 35 pounds of rocks/sand • Easy 6ft / 1.82 m tie-up rope • Acetyl snap hook

### BOAT MIRROR

Item 420805004



#### FEATURES

Universal model mirror • Fully adjustable convex mirror • Quick-mount system • Installed above or below the windshield or on the dashboard

### SUCTION CUP MIRROR

Item 420709001



#### FEATURES

Fully adjustable mirror • Attach to a clean, non-porous surface • 100% scratch free

### EMERGENCY CORD

Item 420008003



#### FEATURES

Fits almost all boats and PWC's • Coiled cord • Different keys to fit almost all boats • Padded wrist seal

### SAFETY MIRROR

Item 420805003




#### FEATURES

Universal interior mirror • Mounts just above or below the windshield • It fits frames from 1,1 cm to 2,5 cm / 0.4" to 1.0" thick • Adjustable anti-scratch quick mount bracket

### ADDICT CURVED MIRROR ARM WITH MIRROR

Item 400710004



#### FEATURES

Tower with 1.875" to 2" tubing • Curvy for a larger viewing area and more safety • Polished aluminium

### ADDICT LED LIGHT BAR

Item 405617002



#### FEATURES

LED light • Cool white daylight (6500K) • Patented Hybrid Technology • High intensity CreeLEDs

### PWC FENDER

Item 400020001



#### FEATURES

Constructed of a marine - grade trilaminate cover • Closed-cell foam • Polycarbonate durable grommets at each end • Size: 10"x3,9"x2,74" - 26x10x7 cm

### PWC SHOCK TUBE

Item 210021001



#### FEATURES

The shock tube keeps the rope away from your PWC's impeller and protects the passenger from the ski rope kick-back • Run the rope through the middle of the shock tube and attach the rope and shock tube strap to the tow point • 48" / 120 cm long shock tube has a nylon protective cover

### CONTOUR FENDER BLACK

Item 400014005



SIZE **L** **XL**

#### FEATURES

Constructed of a marine - grade trilaminate cover • Closed-cell foam • Polycarbonate durable grommets at each end • Size L: 24"x6"x2 - 1/2" - 60 cm x 15 cm x 6 cm • Size XL: 30"x6"x4" - 78x15x9 cm

### ADDICT SWIVEL RACKS

Board Rack 405613004



Waterski Rack 405613006



Wakeboard/  
Kneeboard Rack 405613007



Pivoting Board Rack 405614001



#### FEATURES

Tower with 1.875" - 2" tubing • Easy system to connect and disconnect • Rubber layer in between the forks protects your boards/skis • Finished with a high-polished aluminium • Its bungee cord securely holds the boards/skis

### CHILLER

Item 280021002



#### FEATURES

Keeps food and bavarages cool up to 48 hours • Waterproof 840D TPU shell • Water- and leakproof zipper • Waterproof • Floatable • Attachment options to SUP's and Jobe Retreat • Size: 40cm x27cm x 44cm / 15" x 10" x 17" / 24 cans

### ADDICT BULLET SPEAKERS

Item 405617001



#### FEATURES

4 Ohm Marine Coax Speakers • With LED lighting • Bullet aluminium housing • Shining polished • Clamps fit 1 3/4", 1 7/8", 2", 2 1/4", 2 3/8", 2 1/2" tube • RMS: Continuous Nominal Power Handling: 100W (EIA RS - 426B 8hours) • Max Power Handling: 250W (IEC268 - 5, 10minutes)

### ADDICT RACK CLAMPS

Polished 1.875" - 2" 400709015

Polished 2.25" - 2.5" 400709016

Anodized 1.875" - 2" 400709017

Anodized 2.25" - 2.5" 400709018




#### FEATURES

Tower with 1.875" - 2" tubing • Easy access to your board • Fast system to connect and disconnect • Rubber layer in between the forks protects your boards • Finished with a high - polished aluminium • A bungee cord securely holds the boards • Swings your boards in a 90-degree angle

### ADDICT SUP BOAT RACK

Item 400019001



#### FEATURES

Fits 7/8", 1" & 1-1/4" rails • 061 Aluminum Alloy, • Sandblasted Anodized • Heat Press, Die Cut, EVA Protective Foam • Heavy duty shock cords keep boards in place

### ADDICT TOWER BIMINI

Item 405817001



SIZE **M** **L**

#### FEATURES

Size M: width 135 cm / 53" and length 190 cm / 75" • Size L: with 158 cm / 62" and length 190 cm / 75" • Clamps: 2.5", 2.25" and 2" tower leg outside diameters

### ADDICT BOAT BIMINI

Item 400816001



SIZE **S** **M** **L**

#### FEATURES

Size S: Width 170 cm to 183 cm / 67" to 72" - Height frame 145 cm • Size M: Width 185 cm to 198 cm / 73" to 78" - Height frame 145 cm • Size L: Width 200 cm to 213,5 cm / 79" to 84" - Height frame 145 cm • UV-Coated nylon top



## HOW TO MEASURE

### 1. CHEST

Place the tape under your arms. Measure the chest at the widest part.

### 2. WAIST

Measure around the narrowest part of your waist.

### 3. HIP

Measure around the widest part of your hips.

### 4. LENGTH

Measure from head to toe.

### 5. BODY LENGTH

Measure from the shoulder down.

## MEN VESTS

SIZE	Vests (Certified 50N)			
	(Athletic fit)		(+ Sizes Leisure Fit)	
	Chest (cm)	Waist (cm)	Chest (cm)	Waist (cm)
XS	90 - 94	80 - 84	-	-
S	94 - 98	84 - 88	-	-
M	98 - 102	88 - 92	-	-
L	102 - 106	92 - 96	-	-
XL	106 - 110	96 - 100	-	-
XL+	-	-	106 - 112	96 - 104
2XL+	-	-	112 - 118	104 - 112
3XL+	-	-	118 - 124	112 - 120
4XL+	-	-	124 - 130	120 - 128
5XL+	-	-	130 - 136	128 - 136

## WOMEN VESTS

SIZE	Vests (Certified 50N)	
	Chest (cm)	Waist (cm)
XS	82 - 86	65 - 69
S	86 - 90	70 - 74
S+	90 - 94	74 - 78
M	94 - 98	78 - 82
M+	98 - 102	83 - 87
L	102 - 106	87 - 92
XL	107 - 113	93 - 99
2XL	113 - 119	99 - 105
3XL	119 - 125	106 - 112

## WOMEN WETSUITS & RASHGUARD

SIZE	Chest (cm)	Waist (cm)	Hip (cm)	Length (cm)
XS	84 - 88	68 - 72	90 - 94	165 - 171
S	88 - 92	72 - 76	94 - 98	167 - 173
M	93 - 99	77 - 83	99 - 105	169 - 175
L	99 - 105	83 - 89	105 - 111	171 - 177
XL	105 - 111	89 - 95	111 - 117	173 - 179
2XL	111 - 117	95 - 101	117 - 123	175 - 181

## MEN WETSUITS & RASHGUARD

SIZE	Chest (cm)	Waist (cm)	Hip (cm)	Length (cm)
XS	90 - 94	80 - 84	90 - 94	173 - 179
S	94 - 98	84 - 88	94 - 98	175 - 181
M	98 - 102	88 - 92	98 - 102	177 - 183
MT	98 - 102	88 - 92	98 - 102	179 - 185
L	102 - 106	92 - 96	102 - 106	179 - 185
LT	102 - 106	92 - 96	102 - 106	181 - 187
XL	106 - 110	96 - 100	106 - 110	181 - 187
2XL	111 - 117	101 - 107	111 - 117	183 - 189
3XL	117 - 123	107 - 113	117 - 123	185 - 191
4XL	123 - 129	113 - 119	123 - 129	187 - 193

## KIDS WETSUITS

SIZE	Chest (cm)	Waist (cm)	Hip (cm)	Length (cm)
104	54 - 57	48 - 52	49 - 55	≤104
116	57 - 60	52 - 56	55 - 61	≤116
128	60 - 64	56 - 59	61 - 67	≤128
140	64 - 69	59 - 64	64 - 73	≤140
152	69 - 76	64 - 69	73 - 79	≤152
164	76 - 82	69 - 74	79 - 85	≤164
176	82 - 89	74 - 78	85 - 91	≤176

## KIDS RASHGUARDS

SIZE	Chest (cm)	Waist (cm)	Hip (cm)	Length (cm)
0/1	44 - 50	41 - 47	40 - 48	</> 74 - 80
2/4	50 - 58	47 - 53	48 - 55	</> 98 - 104
6/8	58 - 63	53 - 59	55 - 67	</> 116 - 128
10/12	63 - 76	59 - 69	67 - 79	</> 140 - 152
14/16	76 - 89	69 - 78	79 - 91	</> 164 - 176

## UNISEX VESTS

SIZE	Easy Boating Vest (Certified 100N)		SIZE	Comfort Boating Vest (Certified 100N)	
	Chest (cm)	Weight (kg)		Chest (cm)	Weight (kg)
S/M	76 - 114	50 - 60	S	70 - 90	40 - 60
L/XL	114 - 152	>60	M	80 - 95	60 - 70
			L	90 - 115	70 - 90
			XL	> 115	> 90

SIZE	4 Buckle Vest (Certified 50N)		SIZE	Dual Vest (Certified 50N)	
	Chest (cm)	Waist (cm)		Chest (cm)	Waist (cm)
XS	89 - 95	79 - 85	S/M	94 - 102	84 - 92
S	93 - 99	83 - 89	L/XL	102 - 110	92 - 100
M	97 - 103	87 - 93	2XL/3XL	110 - 118	100 - 108
L	101 - 107	91 - 97	4XL/5XL	118 - 128	108 - 118
XL	105 - 113	95 - 103			
2XL	111 - 119	101 - 109			
3XL	117 - 125	107 - 115			
4XL	123 - 131	113 - 121			

## KIDS VESTS

SIZE	Neo Vest Youth (Certified 50N)		SIZE	Neo Safety Vest Youth (Certified 100N)	
	Chest (cm)	Waist (cm)		Chest (cm)	Weight (kg)
116	57 - 60	52 - 56	XS/S (Infant)	40 - 50	<20
128	60 - 64	56 - 59	M/L (Child)	50 - 60	20 - 30
140	64 - 69	59 - 64			
152	69 - 76	64 - 69			
164	76 - 82	69 - 74			
176	82 - 89	74 - 78			

SIZE	Comfort Boating Vest Youth (Certified 100N)	
	Chest (cm)	Weight (kg)
4XS	<57	3 - 10
3XS/2XS	<57	10 - 15
XS/S	57 - 65	15 - 20
M/L	60 - 70	20 - 30

SIZE	Nylon Vest Youth (Certified 50N)	
	Chest (cm)	Waist (cm)
UNI	60 - 70	56 - 64

## UNISEX SHIRTS

SIZE	Chest (cm)	Body length (cm)
XS	82 - 88	66
S	88 - 94	69
M	94 - 100	72
L	100 - 106	74
XL	106 - 110	76
2XL	110 - 116	78

## KIDS SHIRTS

SIZE	Chest (cm)	Body length (cm)
98/104	53 - 57	42
110/116	57 - 61	46
122/128	61 - 67	51.5
134/140	67 - 75	57.5
152/164	75 - 82	62.5

## PET VEST (NON CERTIFIED)

SIZE	Chest Girth (cm)	Length (cm)
XS	< 35	16
S	50	22
M	60	30
L	70	38
XL	80	48

## COMBO SKIS

Length	Weight (kg)	Weight (lbs)	Binding Size (EU)	Binding Size (US)
59"	up to 55	up to 130	32 - 40	1 - 6
65"	50 and up	110,2 and up	36 - 47	5,5 - 14

## HELMETS

SIZE	Victor (cm)	Base (cm)
XS	-	52 - 53
S	53 - 54	54 - 55
M	55 - 56	56 - 57
L	57 - 58	58 - 59
X	59 - 60	60 - 61

## SUPPORT/BRACES

SIZE	Kneebrace	Spray Leg
S	40 - 44 cm	Calf Widest Point (cm) 36 - 38
M	43 - 47 cm	38 - 40
L	45 - 49 cm	40 - 42
XL	48 - 52 cm	42 - 44

## GLOVES

SIZE	Hand (cm)
XS	17 - 20
S	18 - 21
M	19 - 22,5
L	20 - 24
XL	21 - 25
2XL	22 - 26



## SHOES KIDS

SIZE	Aqua Shoes Youth		H2O Shoes Youth	
	EU • US	Length	EU • US	Length
XS	29 • 7,5-8	17,5 cm • 6,9"	29 • 7,5-8	16 cm • 6,3"
S	31 • 9-10	19,1 cm • 7,5"	31 • 9-10	17 cm • 6,7"
M	32 • 10,5-11	19,9 cm • 7,9"	32 • 10,5-11	18 cm • 7,1"
L	33 • 11,5-12	20,7 cm • 8,3"	33 • 11,5-12	20 cm • 7,9"
XL	34 • 12,5-13	21,5 cm • 8,7"	34 • 12,5-13	20,4 cm • 8,1"

## SHOES ADULT

Aqua Shoes Adult			H2O Shoes			Neoprene Boots		
US	EU	Length (cm)	US	EU	Length (cm)	US	EU	Length (cm)
3	35	22,3	3	35	21,8	5	36	23
4	36	23,1	4	36	22,6	6	37/38	24
5	37	23,9	5	37	23,5	7	39	25
6	38 - 39	24,7	6	38 - 39	24,2	8	40 - 41	26
7	40 - 41	25,5	7	40 - 41	25,2	9	42	27
8	42	26,3	8	42	25,8	10	43 - 44	28
9	43	27,1	9	43	26,7	11	45	29
10	44	27,9	10	44	27,5	12	46/47	30
11	45	28,7	11	45	28,2			
12	46 - 47	29,5	12	46 - 47	29			

## DISCOVER SHOES

US	5,5	6	6,5/7	7,5	8	8,5	9,5	10	11
EU	37	38	39	40	41	42	43	44	45
UK	5	5,5	6	6,5	7	7,5	8,5	9	10
inside cm +/- 0,5 cm	23,3	23,96	24,63	25,36	26,03	26,7	27,36	28,03	28,69



@lifeatjobe

**#LIFEATJOBEN**



**BRABUS**




SHADOW COLLECTION

In 2020, Jobe kicked off a collaboration with one of the biggest names in the automotive industry: BRABUS. To celebrate their new range of boats, we joined forces to create a luxurious limited edition collection which is unique to the watersports industry: The Shadow collection.

This new collection combines Jobe's craftsmanship with the intricate details from BRABUS. Which resulted in a historic watersports collaboration and high-end collection.



# GETS YOU ON THE WATER



@jobewatersports



/jobewatersports



/jobewatersports

**JOBE** 

[www.jobesports.com](http://www.jobesports.com)